

# ABS BUILDING APPROVALS, AUGUST 2017

## Summary

During August 2017, the number of new dwellings approved:

- rose by 0.9% in South Australia in trend terms (nationally, new dwelling approvals rose 1.1%); and
- rose by 3.8% in South Australia in seasonally adjusted terms (nationally, new dwelling approvals rose 0.4%).

## Further Analysis

### Trend data

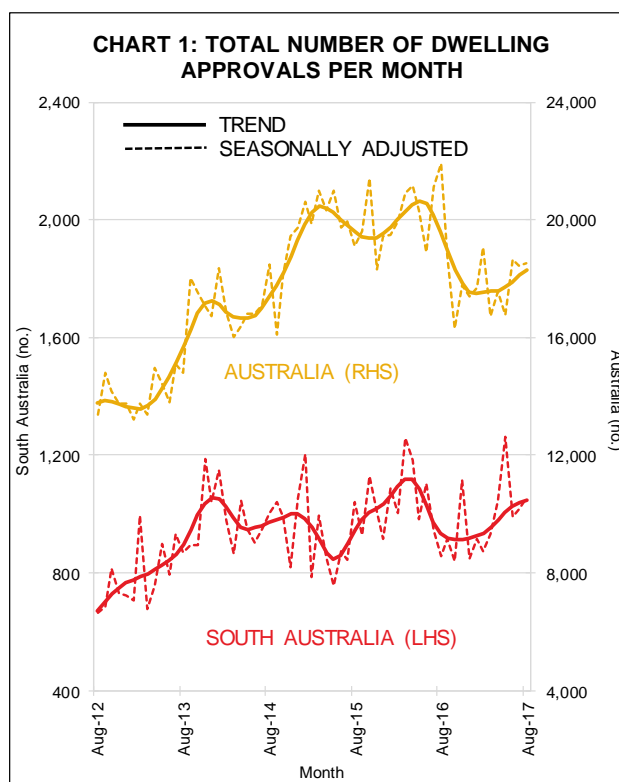
The total number of dwelling approvals in South Australia in August 2017 was 12% higher than a year ago. Nationally, the number of dwelling approvals was 6.5% lower than a year ago – see Chart 1 and Table 1.

The number of private sector houses approved for construction in South Australia rose by 1.4% during August to be 5.8% higher than a year ago — see Chart 2.

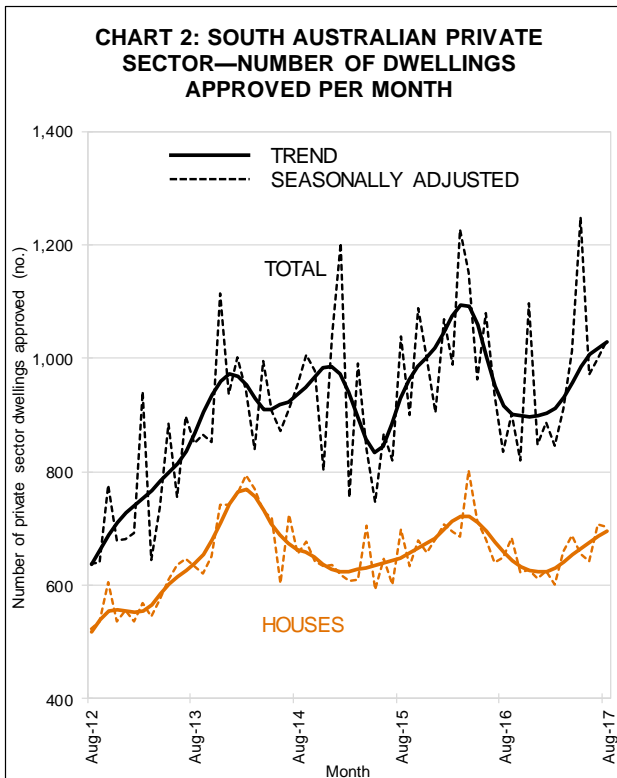
Private ‘other’ dwelling approvals in South Australia rose by 0.6% during August to be 29% higher than a year earlier.

**Table 1: Trend Dwelling Approvals By State**

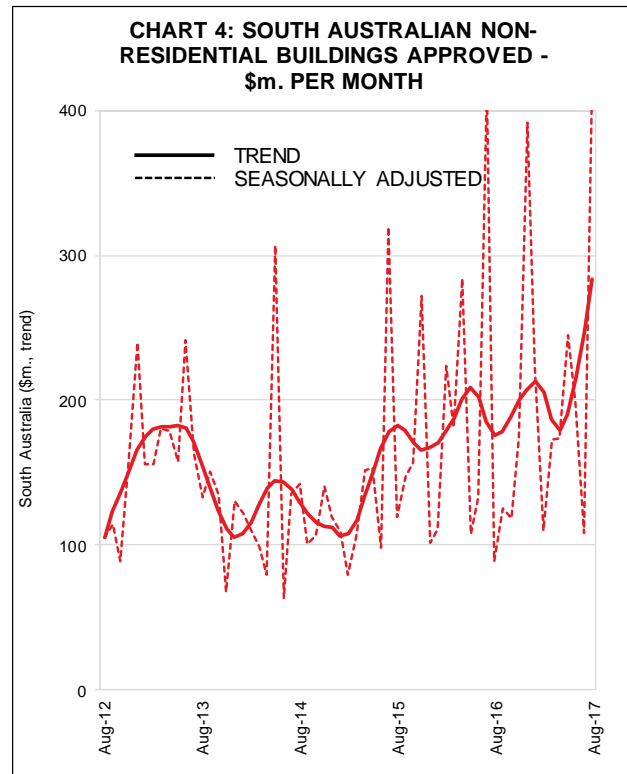
	Aug 17 (no.)	Aug 17 vs. Jul 17 (% change)	Aug 17 vs. Aug 16 (% change)
NSW	5,874	0.7	-11.8
VIC	5,357	1.5	-3.9
QLD	3,650	1.0	-5.7
<b>SA</b>	<b>1,047</b>	<b>0.9</b>	<b>12.3</b>
WA	1,578	-0.8	-7.6
TAS	206	1.2	28.0
<b>AUS</b>	<b>18,312</b>	<b>1.1</b>	<b>-6.5</b>



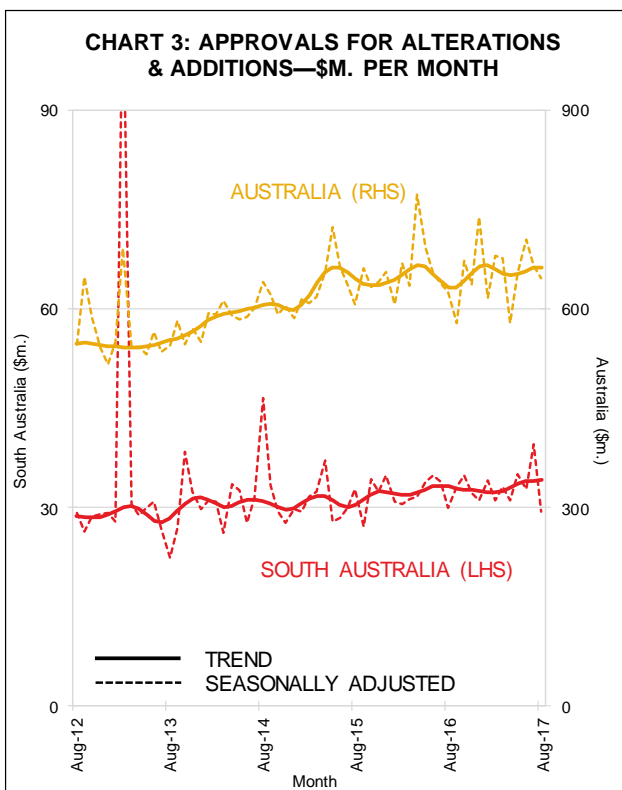
Nationally, the number of private sector houses approved for construction rose by 0.9% during August, while the number of private ‘other’ dwelling approvals rose by 1.3%.



The value of renovation approvals in South Australia rose by 0.2% during August and was 3.0% higher than a year ago. Nationally, the value of renovation approvals was unchanged in August but was 4.8% higher than a year earlier—see Chart 3.



During August, the value of non-residential building approvals rose by 14% in South Australia, to be 61% higher than a year earlier. Nationally, the value of non-residential building approvals fell by 1.8% during August, but was 4.1% higher than a year ago—see Chart 4.



**Note:** The ABS excludes large irregular movements in a seasonally adjusted series when calculating a trend series. This is pertinent in this brief where seasonally adjusted private sector ‘other dwellings’ has recorded large irregular movements in South Australia, and explains why there is a large difference in the movement of these series.

3 October 2017

Next release of ABS cat. no. 8731.0 is 2 November 2017

