

ABS BUILDING APPROVALS, OCTOBER 2017

Summary

During October 2017, the number of new dwellings approved:

- rose by 0.6% in South Australia in trend terms (nationally, new dwelling approvals rose 0.7%); and
- fell by 8.4% in South Australia in seasonally adjusted terms (nationally, new dwelling approvals rose 0.9%).

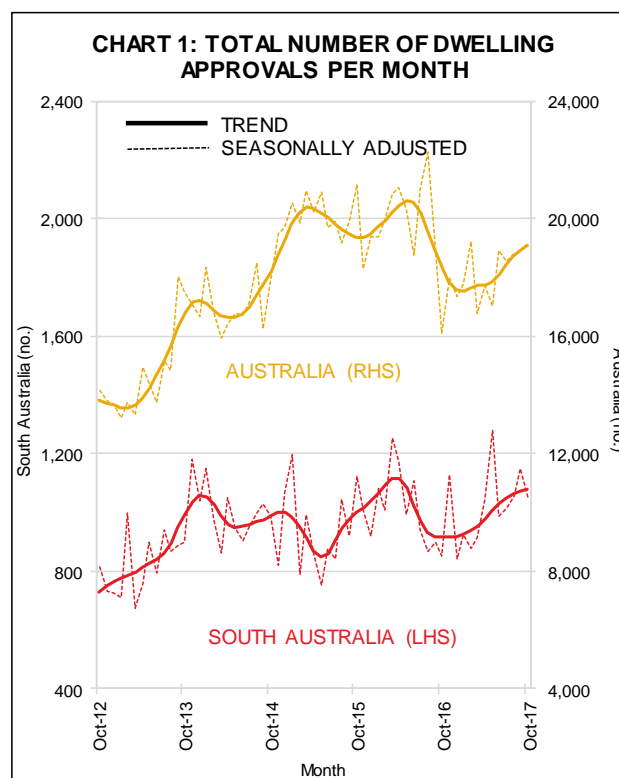
Further Analysis

Trend data

The total number of dwelling approvals in South Australia in October 2017 was 18% higher than a year ago. Nationally, the number of dwelling approvals was 4.2% higher than a year ago – see Chart 1 and Table 1.

The number of private sector houses approved for construction in South Australia rose by 1.0% during October to be 13% higher than a year ago — see Chart 2.

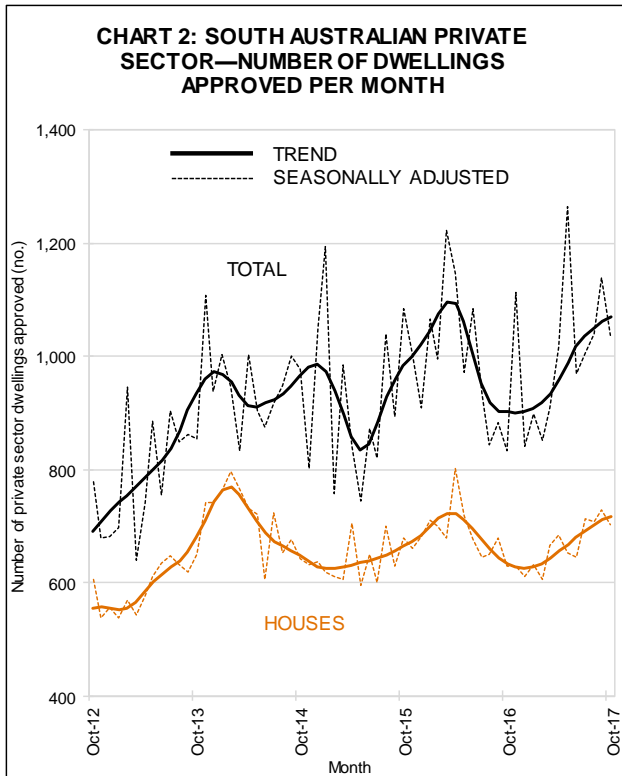
Private ‘other’ dwelling approvals in South Australia remained unchanged during October but were 31% higher than a year earlier.



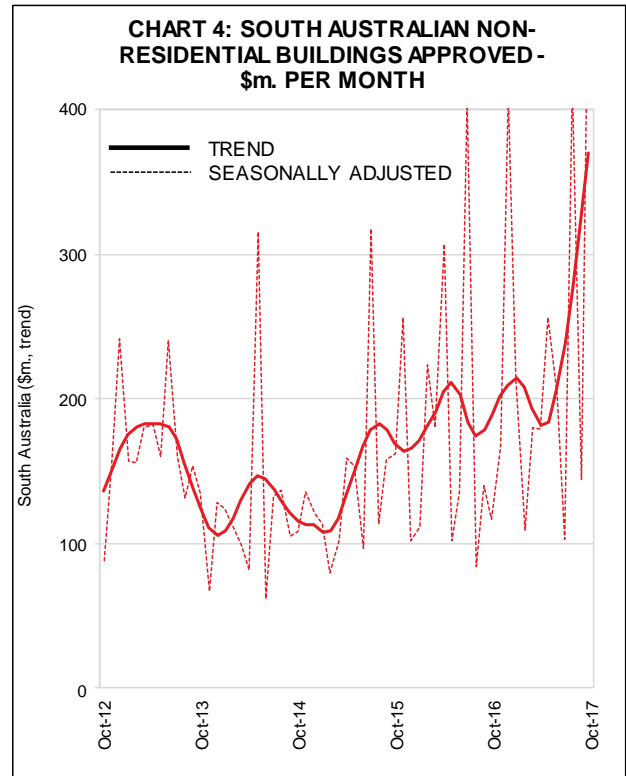
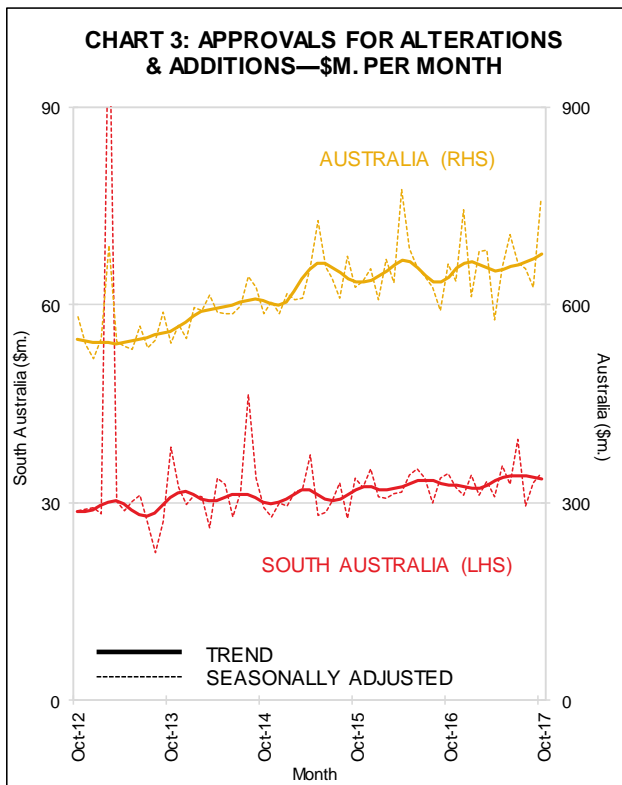
Nationally, the number of private sector houses approved for construction rose by 0.6% during October, while the number of private ‘other’ dwelling approvals rose by 0.8%.

Table 1: Trend Dwelling Approvals By State

	Oct 17 (no.)	Oct 17 vs. Sep 17 (% change)	Oct 17 vs. Oct 16 (% change)
NSW	6,150	-0.3	3.3
VIC	5,988	3.8	11.0
QLD	3,464	-1.7	-2.0
SA	1,080	0.6	17.9
WA	1,664	0.3	-3.9
TAS	243	4.1	47.3
AUS	19,111	0.7	4.2



The value of renovation approvals in South Australia fell by 0.4% during October but was 2.5% higher than a year ago. Nationally, the value of renovation approvals rose 1.1% in October to be 5.5% higher than a year earlier—see Chart 3.



During October, the value of non-residential building approvals rose by 15% in South Australia, to be 95% higher than a year earlier. Nationally, the value of non-residential building approvals was unchanged during October but 20% higher than a year ago—see Chart 4.

Note: The ABS excludes large irregular movements in a seasonally adjusted series when calculating a trend series. This is pertinent in this brief where seasonally adjusted private sector 'other dwellings' has recorded large irregular movements in South Australia, and explains why there is a large difference in the movement of these series.

30 November 2017

Next release of ABS cat. no. 8731.0 is 9 January 2018

