

RETAIL TRADE, APRIL 2017

Summary

During April, nominal retail turnover:

- rose 0.4% in South Australia in trend terms (nationally, nominal retail turnover rose 0.1%); and
- rose 1.1% in South Australia in seasonally adjusted terms (nationally, nominal retail turnover rose 1.0%).

Note: Retail turnover in current (nominal) prices incorporates changes in both prices and sales volumes.

Further Analysis

Trend

All states recorded an increase in retail turnover in April except Queensland and Western Australia, which were both unchanged.

Compared with a year earlier, nominal retail turnover was 3.9% higher in South Australia and 2.7% higher nationally (see Table 1, Chart 1 and 2).

Through the year to April 2017, increases in South Australian retail turnover were recorded for Cafes, Restaurants and Take Away Food Services (up 9.3%), Household Goods Retailing (up 4.8%), 'Other' Retailing (up 4.1%) and Food Retailing (up 3.7%). Falls were recorded in Clothing, Footwear and Personal Accessory Retailing (down 1.2%) and Department Stores (down 3.1%)—(see Chart 3 for contributions to growth).

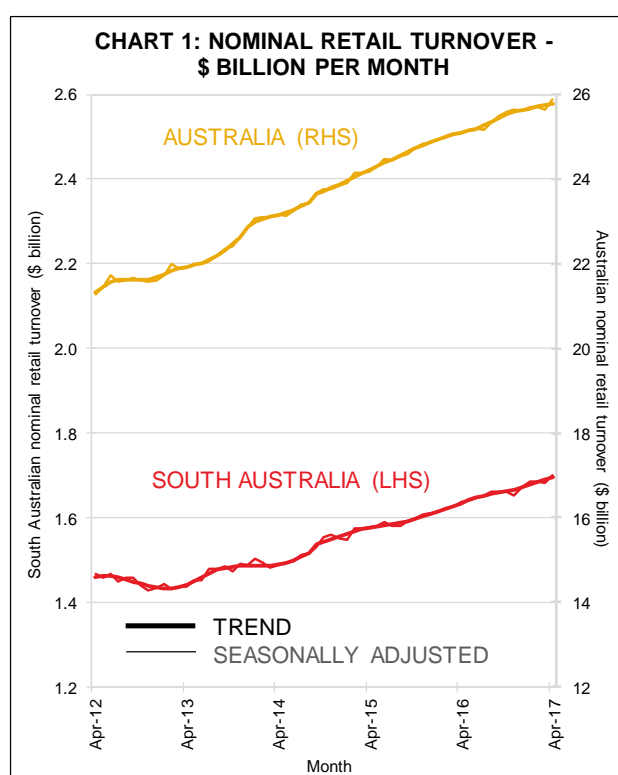
Seasonally adjusted

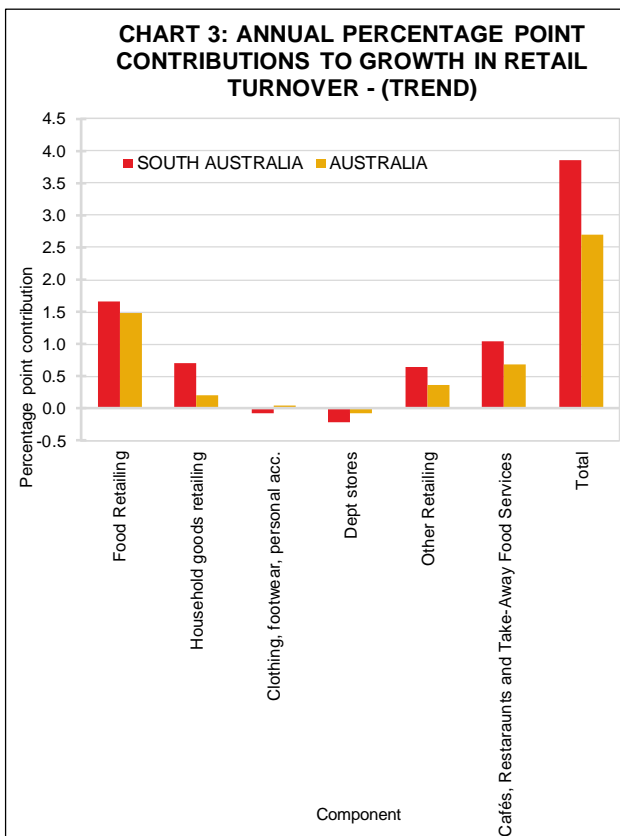
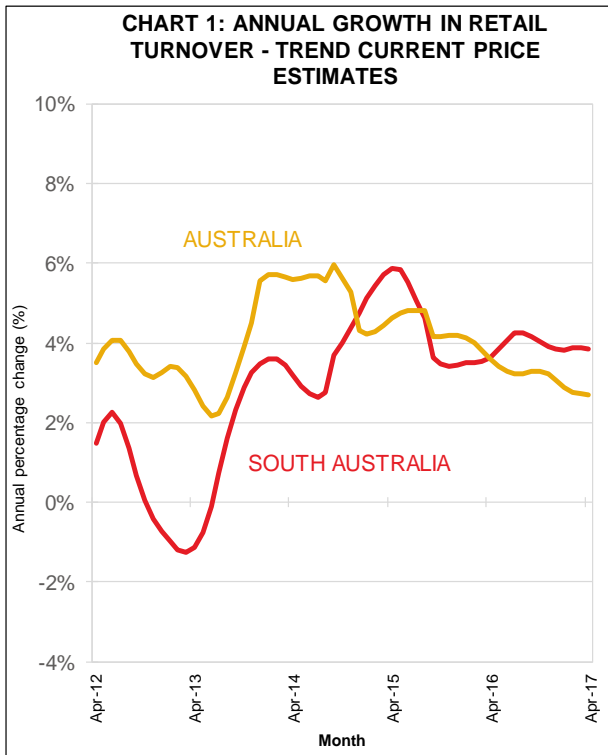
During April, increases in nominal turnover were recorded in Queensland (up 2.4%), Tasmania (up 1.2%), South Australia (up 1.1%), Victoria (up 1.0%), Western Australia (up 0.4%) and New South Wales (up 0.1%).

Compared with a year earlier, nominal retail turnover was 4.0% higher in South Australia and 3.1% higher nationally.

TABLE 1: Trend Nominal Retail Turnover

	Apr 17 (\$m)	Apr 17 vs Mar 17 (%)	Apr 17 vs Apr 16 (%)
NSW	8,309.8	0.1	2.8
VIC	6,535.3	0.3	3.5
QLD	5,156.8	0.0	2.7
SA	1,696.9	0.4	3.9
WA	2,836.7	0.0	0.3
TAS	510.6	0.1	2.4
AUS	25,782.8	0.1	2.7





1 June 2017

Next release of ABS cat. no. 8501.0 is 4 July 2017

