

# RETAIL TRADE, MAY 2016

## Summary

During May, nominal retail turnover:

- rose 0.3% in South Australia in trend terms (nationally, nominal retail turnover rose 0.2%); and
- rose 0.3% in South Australia in seasonally adjusted terms (nationally, nominal retail turnover rose 0.2%).

**Note:** Retail turnover in current prices incorporates changes in both prices and sales volumes.

## Further Analysis

### Trend

All states recorded an increase in retail turnover in May except Queensland, which recorded a fall of 0.2%.

Compared with a year earlier, nominal retail turnover was 3.6% higher in South Australia and 3.3% higher nationally (see Table 1, Chart 1 and 2).

Through the year to May 2016, increases in South Australian retail turnover were recorded for Cafes, Restaurants and Take Away Food Services (up 12%), 'Other' Retailing (up 5.4%), Clothing, Footwear and Personal Accessory Retailing (up 4.3%), Food Retailing (up 2.5%) and Department Stores (up 1.2%). A fall was recorded in Household Goods Retailing (down 0.5%)—(see Chart 3 for contributions to growth).

### Seasonally adjusted

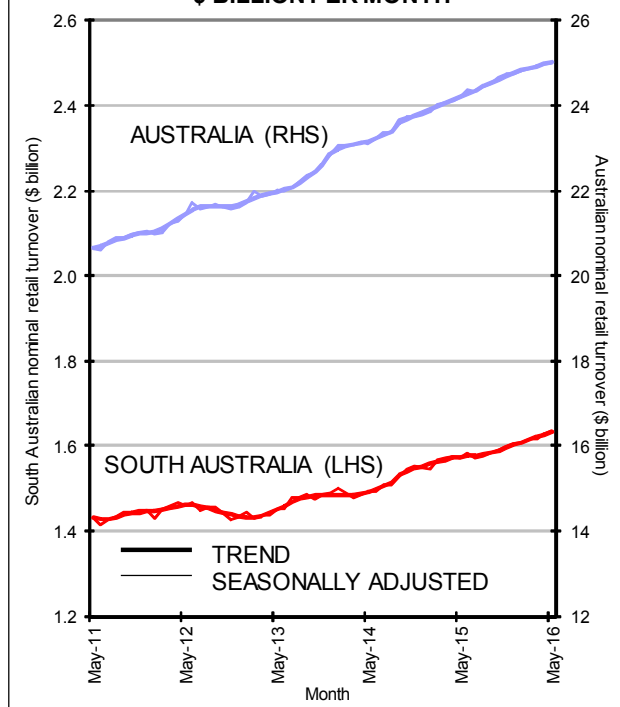
During May, increases in nominal turnover were recorded in New South Wales (up 0.7%), Victoria (up 0.6%) and South Australia (up 0.3%). Falls were recorded in Western Australia (down 0.7%) and Queensland (down 0.4%) while turnover was unchanged in the month in Tasmania.

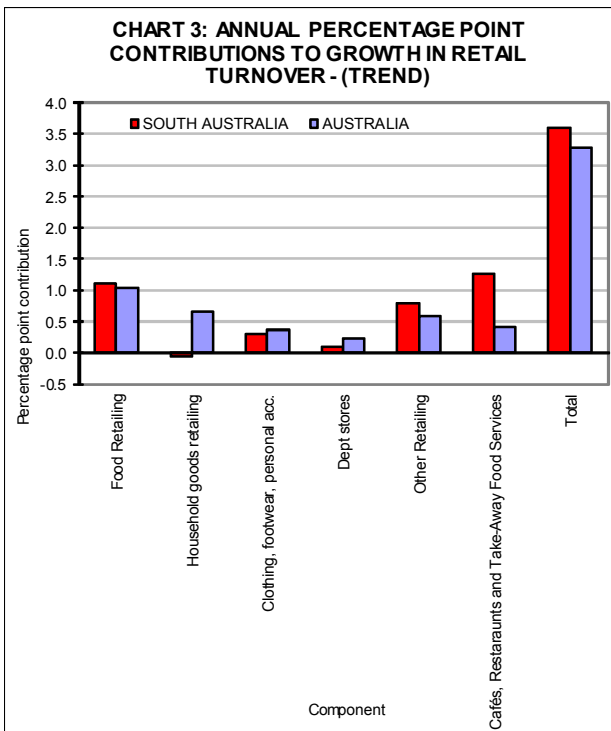
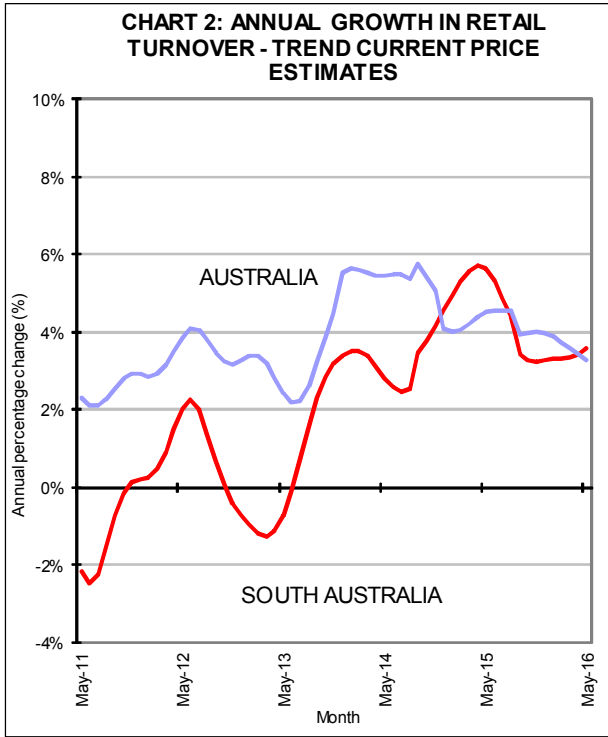
Compared with a year earlier, nominal retail turnover was 3.8% higher in South Australia and 3.4% higher nationally.

**TABLE 1: Trend Nominal Retail Turnover**

	May 16 (\$m)	May 16 vs Apr 16 15 (%)	May 16 vs May 15 (%)
NSW	8,083.0	0.4	4.6
VIC	6,296.3	0.2	4.6
QLD	4,968.9	-0.2	0.5
<b>SA</b>	<b>1,632.1</b>	<b>0.3</b>	<b>3.6</b>
WA	2,815.8	0.1	1.0
TAS	499.4	0.4	5.2
<b>AUS</b>	<b>25,013.9</b>	<b>0.2</b>	<b>3.3</b>

**CHART 1: NOMINAL RETAIL TURNOVER - \$ BILLION PER MONTH**





5 July 2016

Next release of ABS cat. no. 8501.0 is 4 August 2016

