

ABS BUILDING APPROVALS, AUGUST 2016

Summary

During August 2016, the number of new dwellings approved:

- fell by 4.3% in South Australia in trend terms (nationally, new dwelling approvals rose 0.6%); and
- fell by 11% in South Australia in seasonally adjusted terms (nationally, new dwelling approvals fell 1.8%).

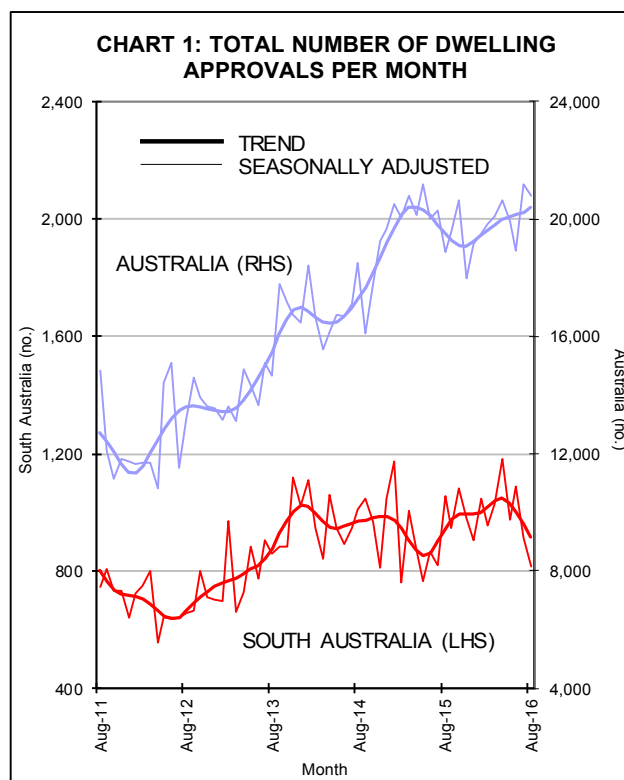
Further Analysis

Trend data

The total number of dwelling approvals in South Australia in August 2016 was 2.8% lower than a year ago. Nationally, the number of dwelling approvals was 4.4% higher than a year ago – see Chart 1 and Table 1.

The number of private sector houses approved for construction in South Australia fell by 3.0% during August to be 3.0% lower than a year ago — see Chart 2.

Private ‘other’ dwelling approvals in South Australia fell by 6.7% during August to be 1.8% lower than a year earlier.

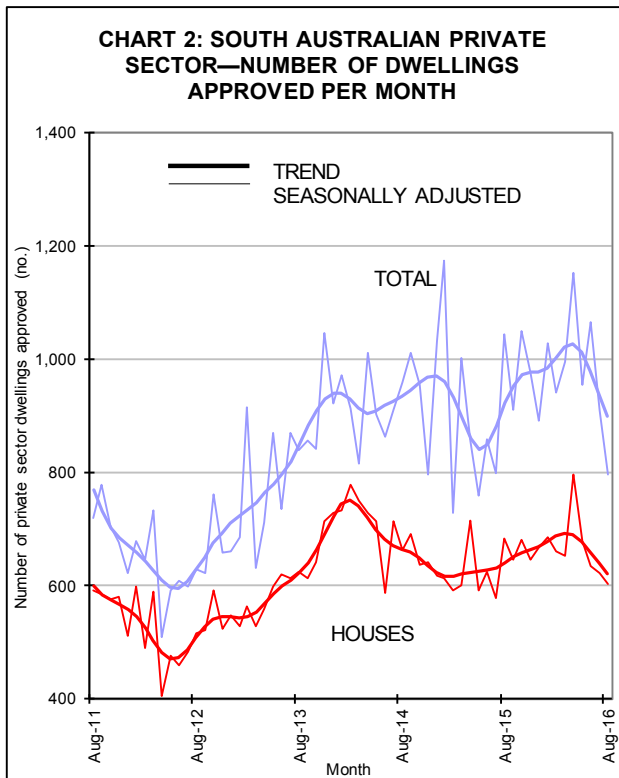


Nationally, the number of private sector houses approved for construction fell by 1.0% during August, while the number of private ‘other’ dwelling approvals rose by 2.0%.

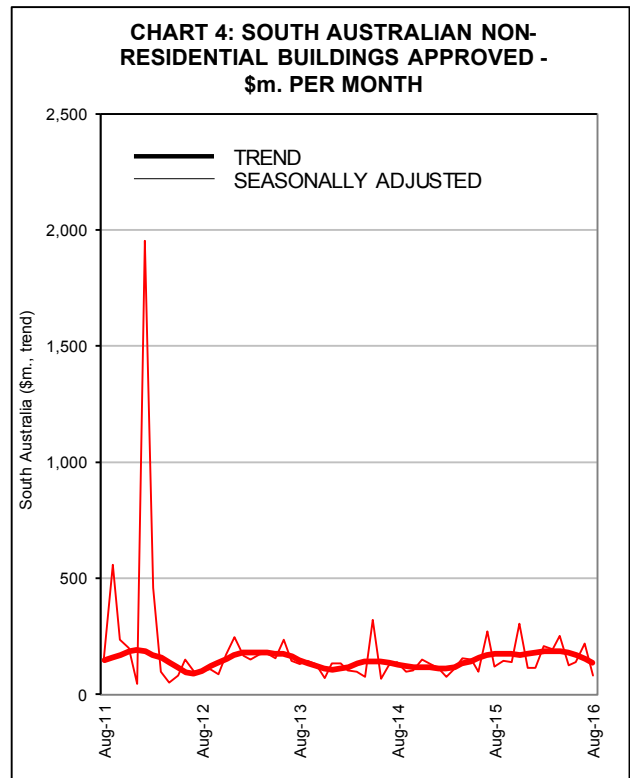
Table 1: Trend Dwelling Approvals By State

	Aug 16 (no.)	Aug 16 vs. Jul 16 (% change)	Aug 16 vs. Aug 15 (% change)
NSW	6,934	1.9	17.5
VIC	6,054	1.2	11.9
QLD	4,088	0.3	-0.8
SA	916	-4.3	-2.8
WA	1,689	-1.2	-28.0
TAS	159	-4.1	-29.0
AUS	20,384	0.6	4.4

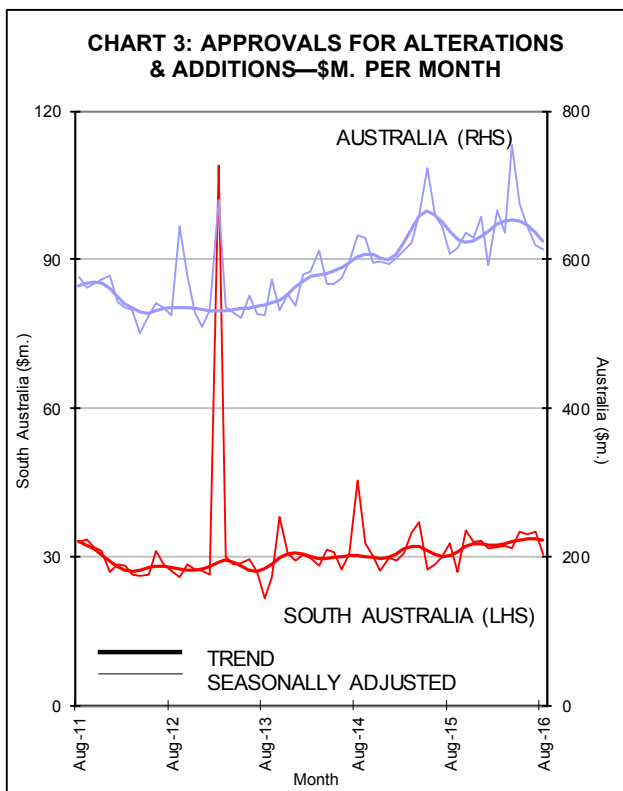




The value of renovation approvals in South Australia fell by 0.7% during August but was 10% higher than a year ago. Nationally, the value of renovation approvals fell 1.9% in August to be 1.8% lower than a year earlier—see Chart 3.



During August, the value of non-residential building approvals fell by 12% in South Australia and was 22% lower than a year earlier. Nationally, the value of non-residential building approvals fell by 1.8% during August, but was 6.3% higher than a year ago—see Chart 4.



Note: The ABS excludes large irregular movements in a seasonally adjusted series when calculating a trend series. This is pertinent in this brief where seasonally adjusted private sector 'other dwellings' has recorded large irregular movements in South Australia, and explains why there is a large difference in the movement of these series.

4 October 2016

Next release of ABS cat. no. 8731.0 is 2 November 2016

