

RETAIL TRADE, JULY 2016

Summary

During July, nominal retail turnover:

- rose 0.3% in South Australia in trend terms (nationally, nominal retail turnover rose 0.1%); and
- rose 0.5% in South Australia in seasonally adjusted terms (nationally, nominal retail turnover was unchanged).

Note: Retail turnover in current prices incorporates changes in both prices and sales volumes.

Further Analysis

Trend

All states recorded an increase in retail turnover in July, except Victoria and Western Australia, which were both unchanged.

Compared with a year earlier, nominal retail turnover was 4.0% higher in South Australia and 2.7% higher nationally (see Table 1, Chart 1 and 2).

Through the year to July 2016, increases in South Australian retail turnover were recorded for Cafes, Restaurants and Take Away Food Services (up 13%), Clothing, Footwear and Personal Accessory Retailing (up 7.7%), 'Other' Retailing (up 7.6%) and Food Retailing (up 3.0%). Falls in turnover were recorded in Department Stores (down 1.5%) and Household Goods Retailing (down 2.2%)—(see Chart 3 for contributions to growth).

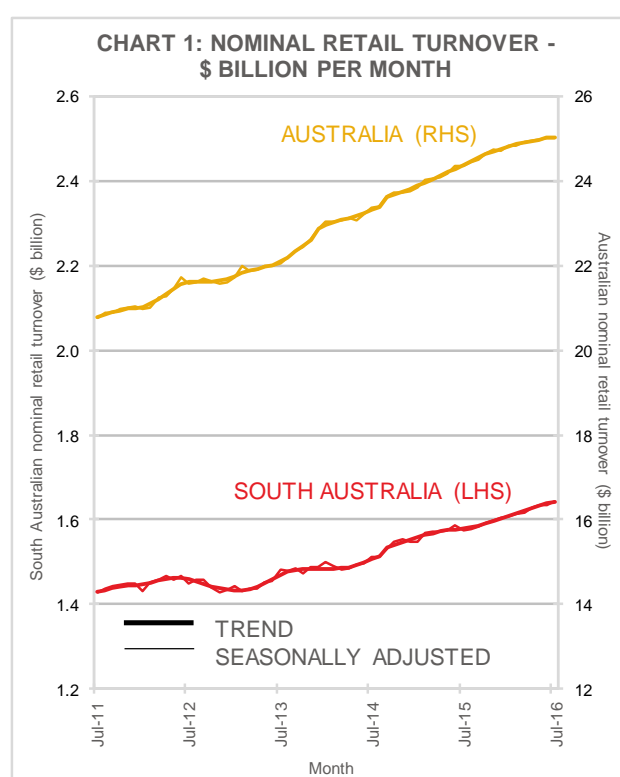
Seasonally adjusted

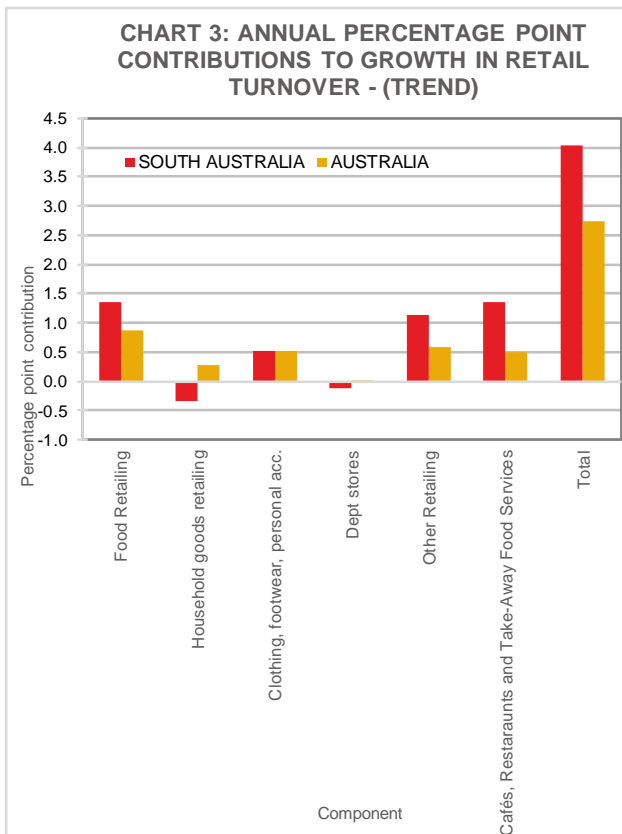
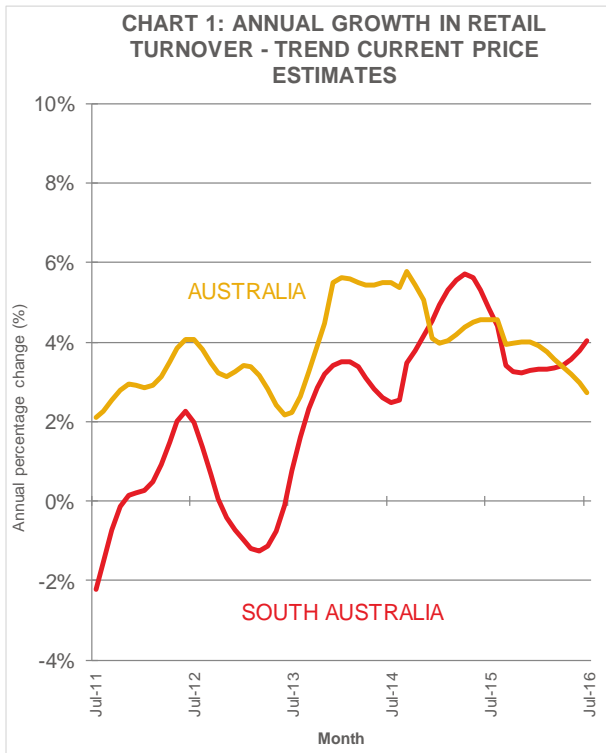
During July, increases in nominal turnover were recorded in Queensland, South Australia and Tasmania (all up 0.5%) and Western Australia (up 0.3%). Falls were recorded in Victoria (down 0.6%) and New South Wales (down 0.2%).

Compared with a year earlier, nominal retail turnover was 4.4% higher in South Australia and 2.7% higher nationally.

TABLE 1: Trend Nominal Retail Turnover

	Jul 16 (\$m)	Jul 16 vs Jun 16 (%)	Jul 16 vs Jul 15 (%)
NSW	8,074.3	0.1	3.5
VIC	6,278.8	0.0	3.2
QLD	5,015.3	0.2	1.5
SA	1,642.4	0.3	4.0
WA	2,816.6	0.0	0.5
TAS	500.6	0.2	4.9
AUS	25,040.2	0.1	2.7





1 September 2016

Next release of ABS cat. no. 8501.0 is 5 October 2016

