

ABS BUILDING APPROVALS, JULY 2016

Summary

During July 2016, the number of new dwellings approved:

- fell by 1.8% in South Australia in trend terms (nationally, new dwelling approvals rose 0.2%); and
- fell by 16% in South Australia in seasonally adjusted terms (nationally, new dwelling approvals rose 11%).

Further Analysis

Trend data

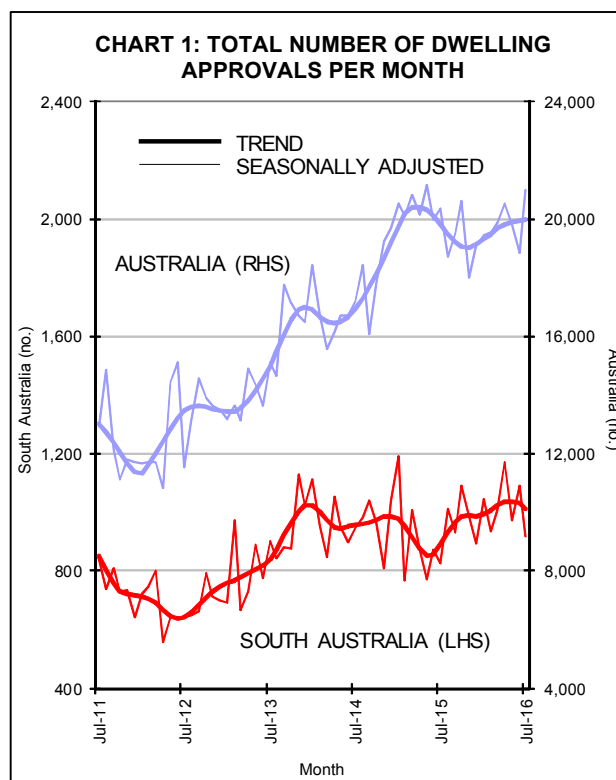
The total number of dwelling approvals in South Australia in July 2016 was 13% higher than a year ago. Nationally, the number of dwelling approvals was 0.9% higher than a year ago – see Chart 1 and Table 1.

The number of private sector houses approved for construction in South Australia fell by 1.6% during July to be 2.9% higher than a year ago — see Chart 2.

Private ‘other’ dwelling approvals in South Australia fell by 1.1% during July but was 42% higher than a year earlier.

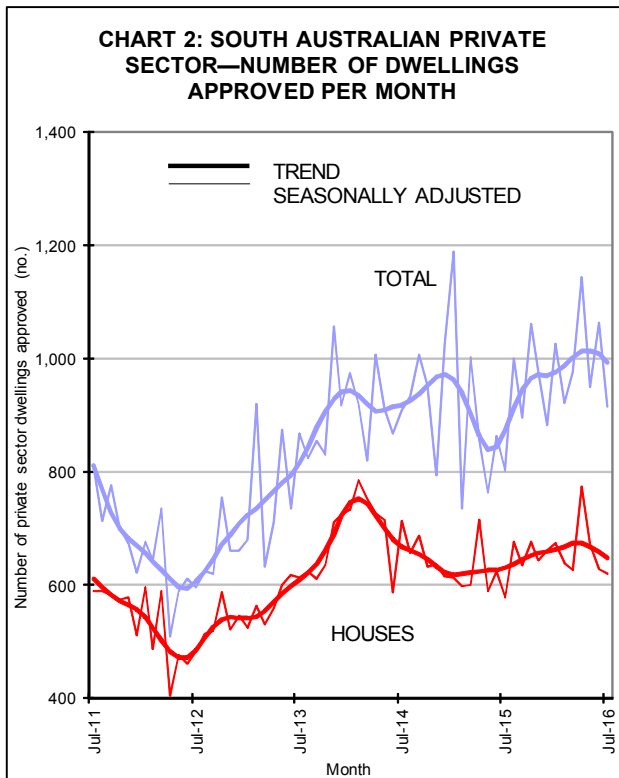
Table 1: Trend Dwelling Approvals By State

	Jul 16 (no.)	Jul 16 vs. Jun 16 (% change)	Jul 16 vs. Jul 15 (% change)
NSW	6,605	2.4	9.5
VIC	5,886	0.5	7.0
QLD	4,003	-1.8	-1.9
SA	1,012	-1.8	13.5
WA	1,747	-1.8	-29.1
TAS	167	-3.7	-28.3
AUS	19,971	0.2	0.9

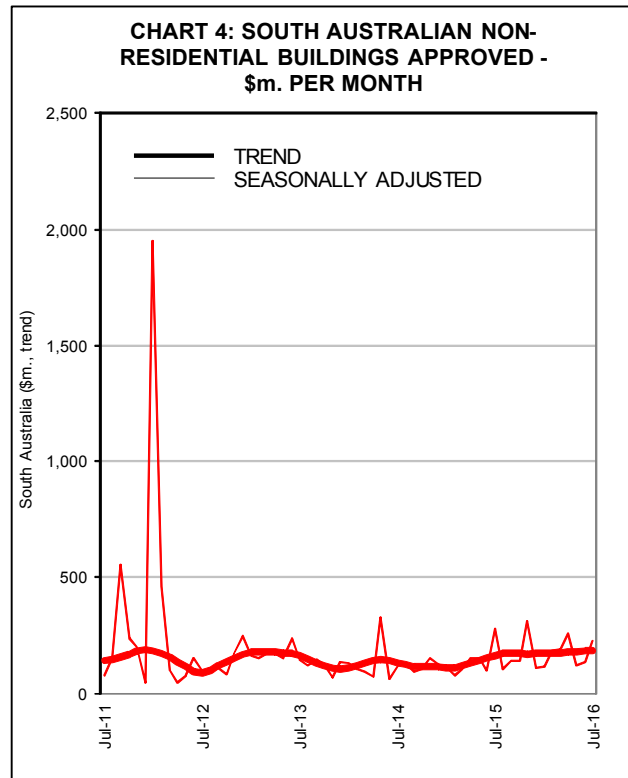
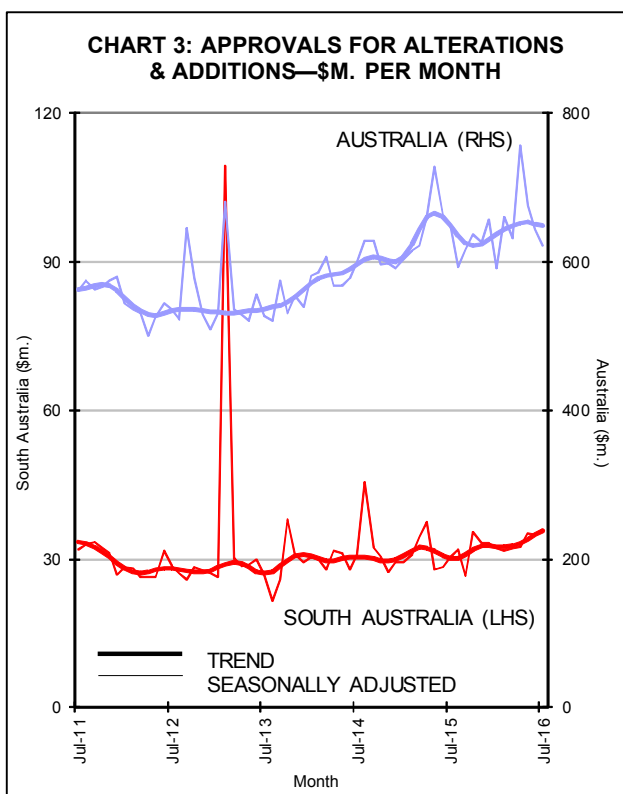


Nationally, the number of private sector houses approved for construction fell by 0.5% during July, while the number of private ‘other’ dwelling approvals rose by 0.9%.





The value of renovation approvals in South Australia rose by 2.2% during July and was 18% higher than a year ago. Nationally, the value of renovation approvals fell 0.3% in July but was unchanged from a year earlier—see Chart 3.



During July, the value of non-residential building approvals was unchanged in South Australia but was 13% higher than a year earlier. Nationally, the value of non-residential building approvals rose by 3.9% during July, to be 19% higher than a year ago—see Chart 4.

Note: The ABS excludes large irregular movements in a seasonally adjusted series when calculating a trend series. This is pertinent in this brief where seasonally adjusted private sector 'other dwellings' has recorded large irregular movements in South Australia, and explains why there is a large difference in the movement of these series.

30 August 2016

Next release of ABS cat. no. 8731.0 is 4 October 2016

