

ABS BUILDING APPROVALS, MAY 2016

Summary

During May 2016, the number of new dwellings approved:

- rose by 1.9% in South Australia in trend terms (nationally, new dwelling approvals rose 0.9%); and
- fell by 13% in South Australia in seasonally adjusted terms (nationally, new dwelling approvals fell 5.2%).

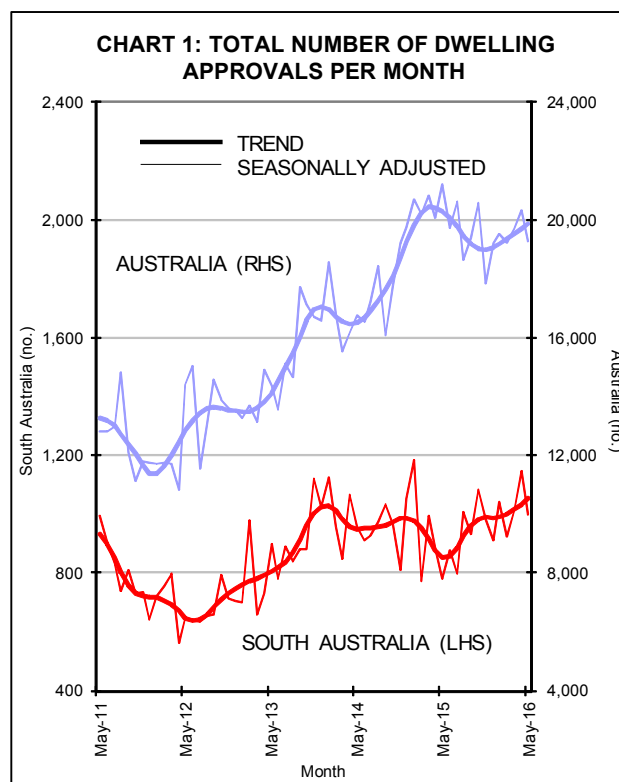
Further Analysis

Trend data

The total number of dwelling approvals in South Australia in May 2016 was 23% higher than a year ago. Nationally, the number of dwelling approvals was 2.2% lower than a year ago – see Chart 1 and Table 1.

The number of private sector houses approved for construction in South Australia rose by 1.9% during May to be 13% higher than a year ago — see Chart 2.

Private ‘other’ dwelling approvals in South Australia rose by 1.3% during May to be 47% higher than a year earlier.

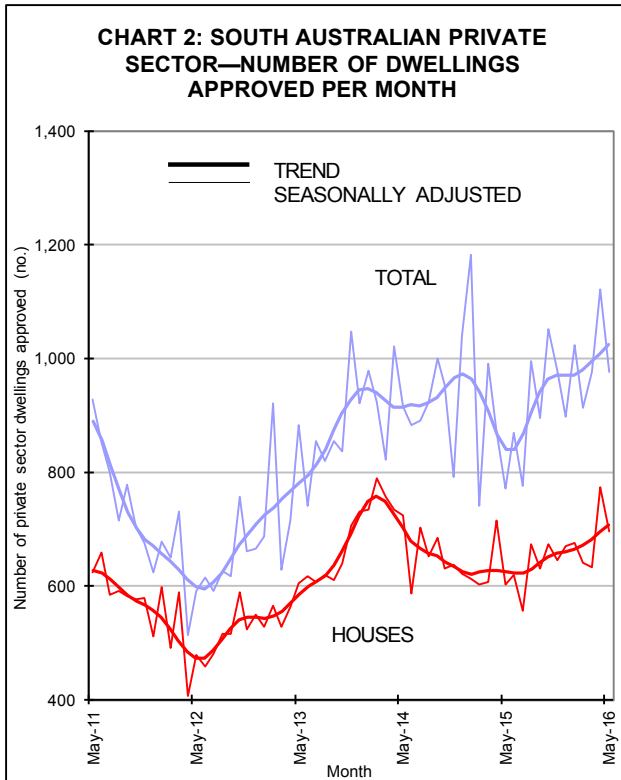


Nationally, the number of private sector houses approved for construction rose by 0.2% during May, while the number of private ‘other’ dwelling approvals rose by 1.6%.

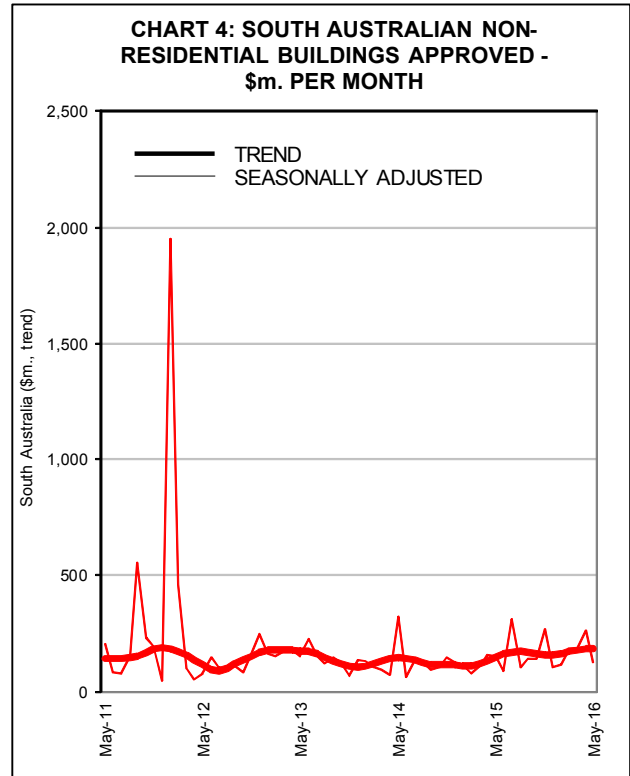
Table 1: Trend Dwelling Approvals By State

	May 16 (no.)	May 16 vs. Apr 16 (% change)	May 16 vs. May 15 (% change)
NSW	5,986	2.0	-3.1
VIC	5,867	1.8	0.4
QLD	4,224	-1.8	4.7
SA	1,052	1.9	23.5
WA	1,831	-2.6	-29.6
TAS	200	-1.2	-21.3
AUS	19,850	0.9	-2.2

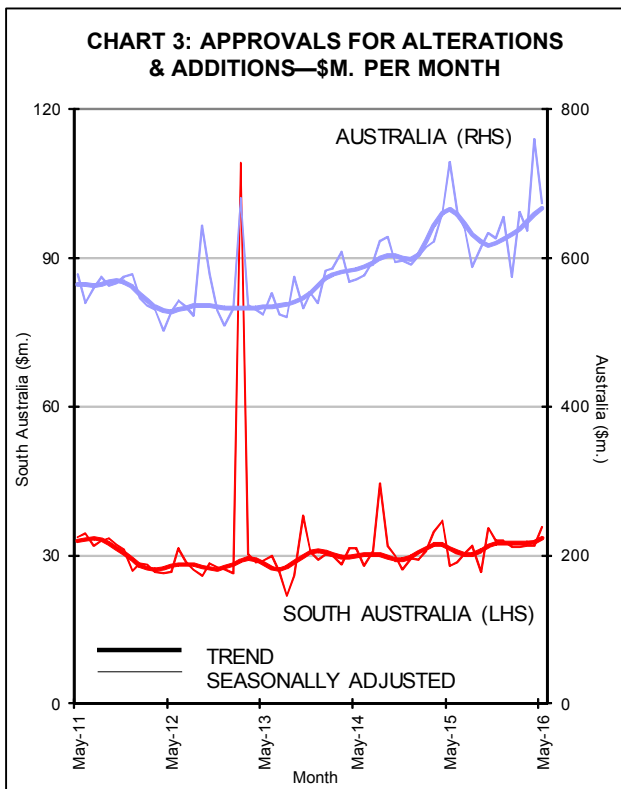




The value of renovation approvals in South Australia rose by 1.8% during May and was 6.0% higher than a year ago. Nationally, the value of renovation approvals rose 1.5% in May to be 0.4% higher than a year earlier—see Chart 3.



During May, the value of non-residential building approvals fell by 0.2% in South Australia but was 24% higher than a year earlier. Nationally, the value of non-residential building approvals fell by 0.2% during May but was unchanged compared with a year ago—see Chart 4.



Note: The ABS excludes large irregular movements in a seasonally adjusted series when calculating a trend series. This is pertinent in this brief where seasonally adjusted private sector 'other dwellings' has recorded large irregular movements in South Australia, and explains why there is a large difference in the movement of these series.

4 July 2016

Next release of ABS cat. no. 8731.0 is 2 August 2016

