

# ABS BUILDING APPROVALS, DECEMBER 2015

## Summary

During December 2015, the number of new dwellings approved:

- fell by 8.6% in South Australia in seasonally adjusted terms (nationally, new dwelling approvals rose 9.2%); and
- fell by 0.4% in South Australia in trend terms (nationally, new dwelling approvals fell 0.1%).

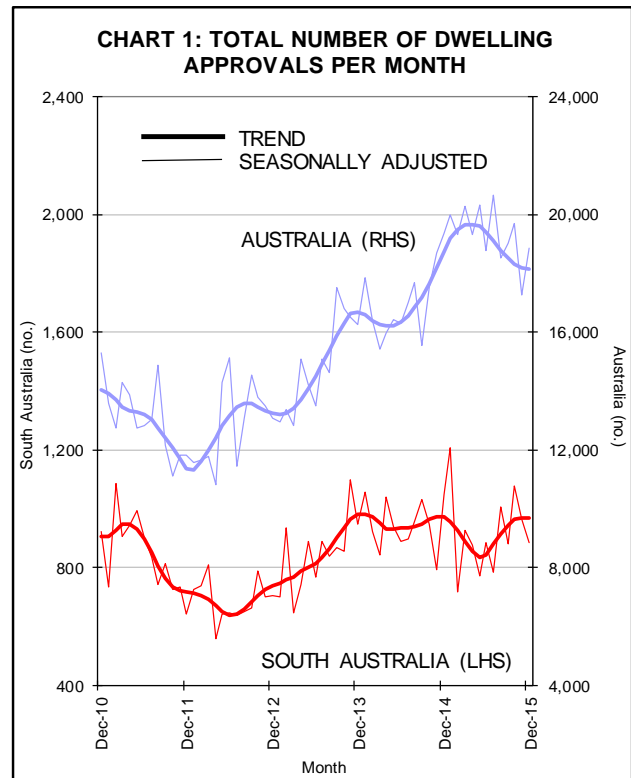
## Further Analysis

### Trend data

The total number of dwelling approvals in South Australia in December 2015 was 0.5% lower than a year ago. Nationally, the number of dwelling approvals was 3.0% lower than a year ago – see Chart 1 and Table 1.

The number of private sector houses approved for construction in South Australia rose by 0.5% during December to be 6.7% higher than a year ago — see Chart 2.

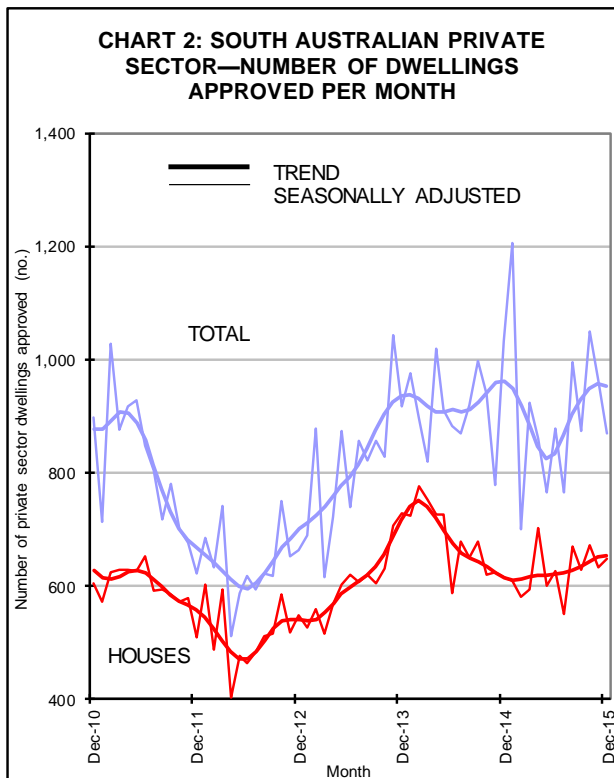
Private ‘other’ dwelling approvals in South Australia fell by 2.6% during December to be 14% lower than a year earlier.



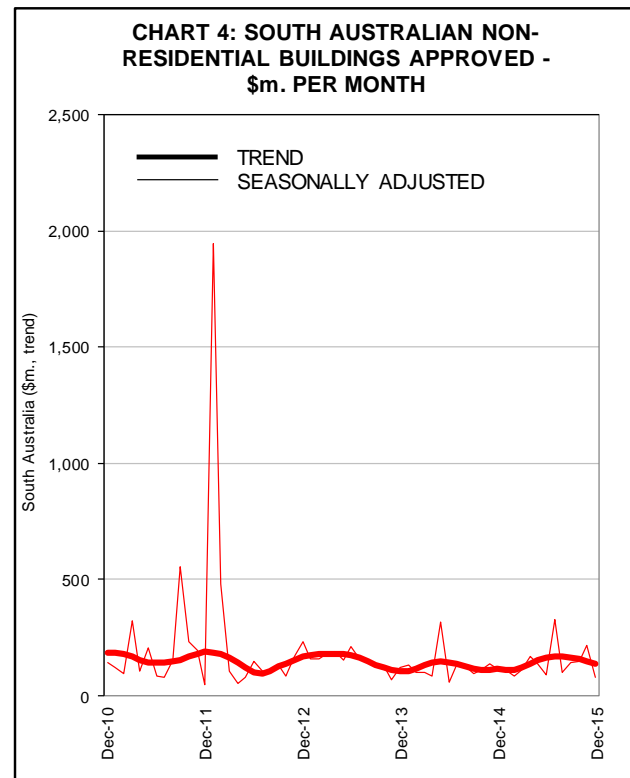
Nationally, the number of private sector houses approved for construction rose by 0.1% during December, while the number of private ‘other’ dwelling approvals fell by 0.1%.

**Table 1: Trend Dwelling Approvals By State**

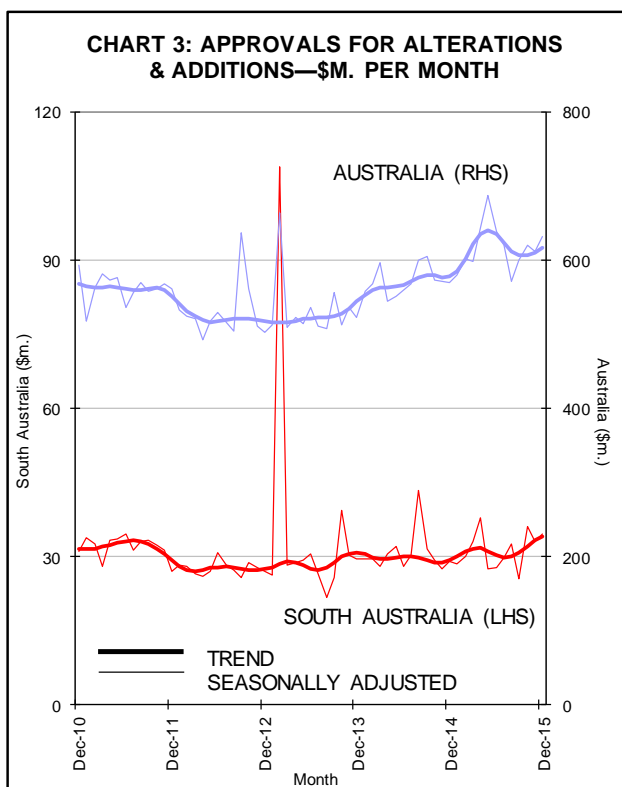
	Dec 15 (no.)	Dec 15 vs. Nov 15 (% change)	Dec 15 vs. Dec 14 (% change)
NSW	5,272	-0.4	6.3
VIC	5,434	1.6	-8.0
QLD	3,956	1.1	10.0
<b>SA</b>	<b>967</b>	<b>-0.4</b>	<b>-0.5</b>
WA	1,959	-3.1	-26.8
TAS	208	-0.8	-10.0
<b>AUS</b>	<b>18,161</b>	<b>-0.1</b>	<b>-3.0</b>



The value of renovation approvals in South Australia rose by 2.6% during December and was 17% higher than a year ago. Nationally, the value of renovation approvals rose 1.2% in December to be 6.9% higher than a year earlier—see Chart 3.



During December, the value of non-residential building approvals fell by 6.8% in South Australia, but was 21% higher than a year earlier. Nationally, the value of non-residential building approvals rose by 0.4% during December, to be 7.1% higher than a year ago—see Chart 4.



**Note:** The ABS excludes large irregular movements in a seasonally adjusted series when calculating a trend series. This is pertinent in this brief where seasonally adjusted private sector 'other dwellings' has recorded large irregular movements in South Australia, and explains why there is a large difference in the movement of these series.