

# ABS BUILDING APPROVALS, JANUARY 2018

## Summary

During January 2018, the number of new dwellings approved:

- fell by 3.2% in South Australia in trend terms (nationally, new dwelling approvals rose 0.1%); and
- fell by 1.0% in South Australia in seasonally adjusted terms (nationally, new dwelling approvals rose 17%).

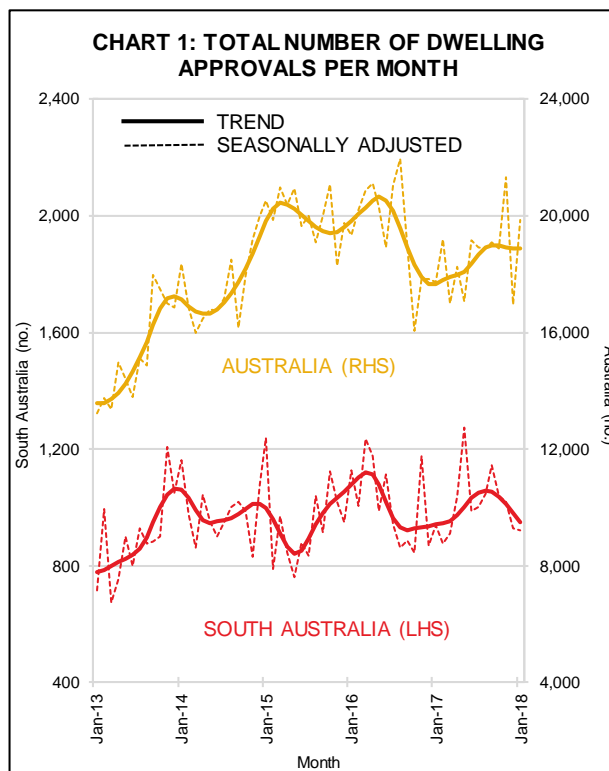
## Further Analysis

### Trend data

The total number of dwelling approvals in South Australia in January 2018 was 1.1% higher than a year ago. Nationally, the number of dwelling approvals was 6.9% higher than a year ago – see Chart 1 and Table 1.

The number of private sector houses approved for construction in South Australia fell by 1.4% during January but was 9.1% higher than a year ago — see Chart 2.

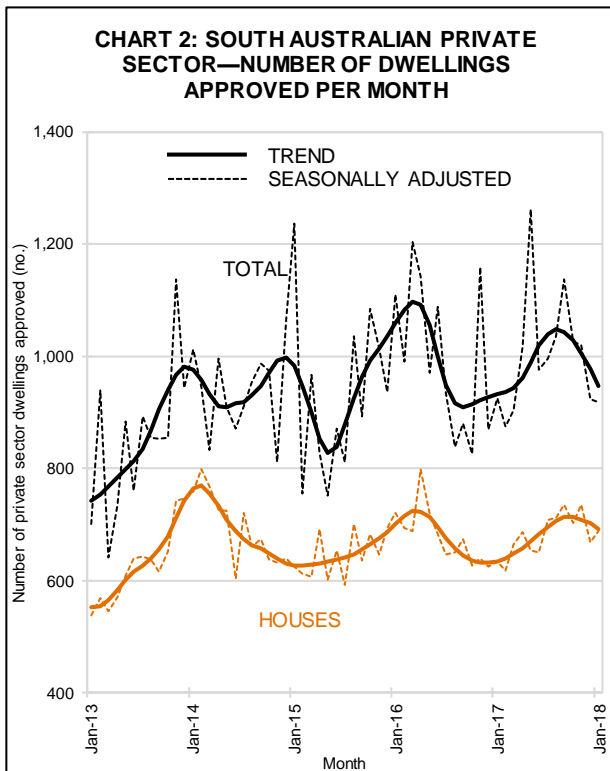
Private ‘other’ dwelling approvals in South Australia fell by 7.3% during January to be 14% lower than a year earlier.



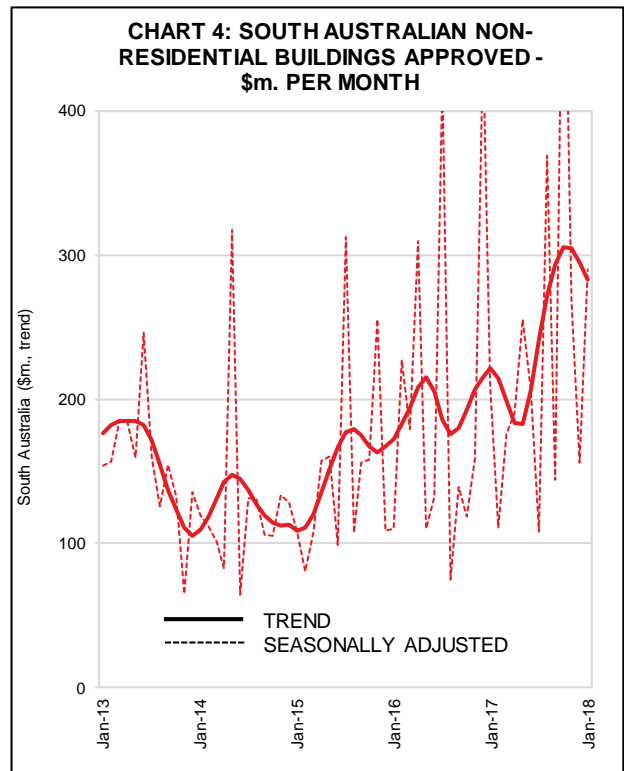
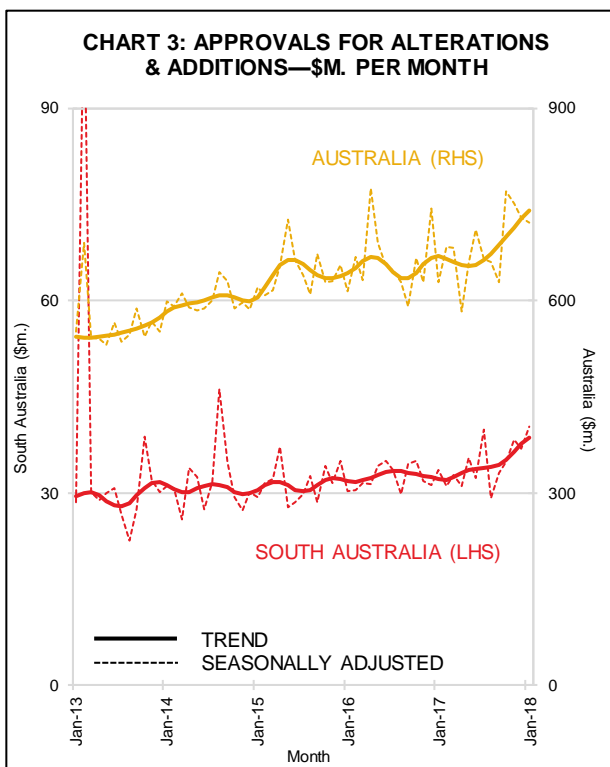
Nationally, the number of private sector houses approved for construction fell by 0.1% during January, while the number of private ‘other’ dwelling approvals rose by 0.4%.

**Table 1: Trend Dwelling Approvals By State**

	Jan 18 (no.)	Jan 18 vs. Dec 17 (% change)	Jan 18 vs. Jan 17 (% change)
NSW	5,407	-2.3	-3.4
VIC	6,935	2.6	23.8
QLD	3,528	1.1	9.1
<b>SA</b>	<b>950</b>	<b>-3.2</b>	<b>1.1</b>
WA	1,632	0.5	-2.4
TAS	270	2.0	42.9
<b>AUS</b>	<b>18,881</b>	<b>0.1</b>	<b>6.9</b>



The value of renovation approvals in South Australia rose by 2.6% during January and was 20% higher than a year ago. Nationally, the value of renovation approvals rose 1.7% in January to be 11% higher than a year earlier—see Chart 3.



During January, the value of non-residential building approvals fell by 4.2% in South Australia, but was 28% higher than a year earlier—see Chart 4. Nationally, the value of non-residential building approvals fell by 4.7% during January, but was 14% higher than a year ago.

**Note:** The ABS excludes large irregular movements in a seasonally adjusted series when calculating a trend series. This is pertinent in this brief where seasonally adjusted private sector 'other dwellings' has recorded large irregular movements in South Australia, and explains why there is a large difference in the movement of these series.

5 March 2018

Next release of ABS cat. no. 8731.0 is 4 April 2018

