

# RETAIL TRADE, FEBRUARY 2018

## Summary

During February, nominal retail turnover:

- rose 0.3% in South Australia in trend terms (nationally, nominal retail turnover rose 0.4%); and
- rose 0.7% in South Australia in seasonally adjusted terms (nationally, nominal retail turnover rose 0.6%).

**Note:** Retail turnover in current (nominal) prices incorporates changes in both prices and sales volumes.

## Further Analysis

### Trend

All states recorded an increase in retail turnover in February, with Victoria recording the highest growth (0.6%).

Compared with a year earlier, nominal retail turnover was 3.8% higher in South Australia and 2.7% higher nationally (see Table 1, Chart 1 and 2).

Through the year to February 2018, increases in South Australian retail turnover were recorded for Cafes, restaurants and take-away food services (up 12%), Food retailing (up 4.0%), Household goods retailing (up 3.2%), Clothing, footwear and personal accessory retailing (up 1.4%) and 'Other retailing' (up 0.3%). A fall was recorded in Department stores (down 1.2%) (see Chart 3 for contributions to growth).

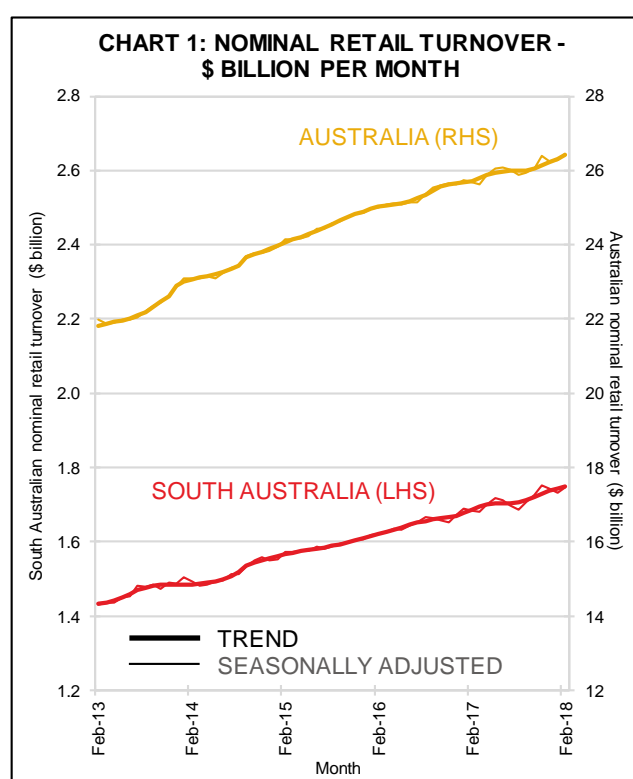
### Seasonally adjusted

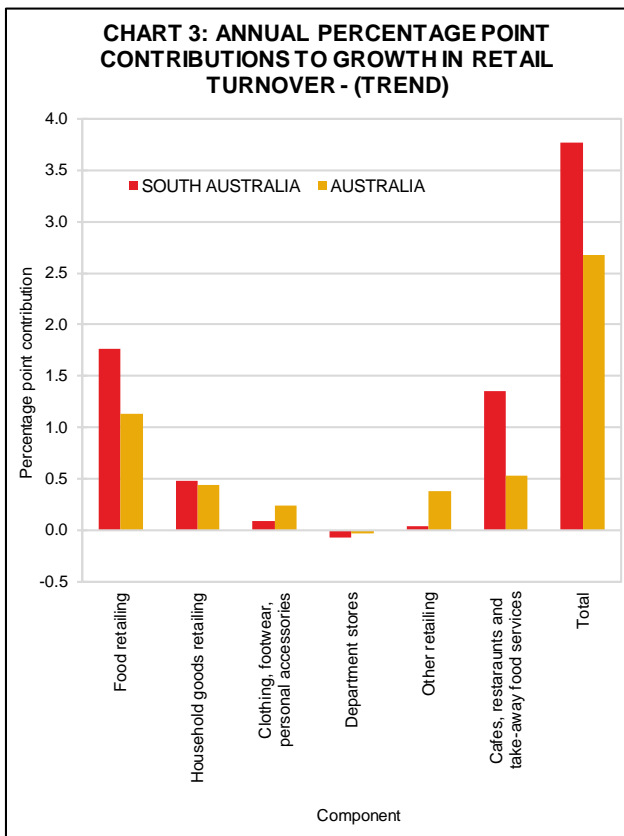
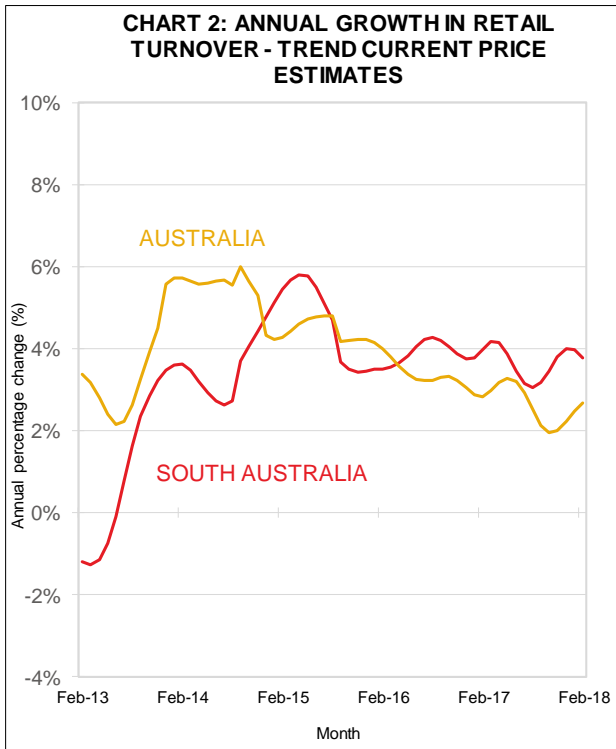
During February, increases in nominal turnover were recorded in New South Wales and Victoria (both up 1.1%), South Australia (up 0.7%) and Tasmania (up 0.3%). Western Australia (down 0.6%) and Queensland (down 0.3%) recorded declines in retail turnover in February.

Compared with a year earlier, nominal retail turnover was 3.6% higher in South Australia and 3.0% higher nationally.

**TABLE 1: Trend Nominal Retail Turnover**

	Feb 18 (\$m)	Feb 18 vs Jan 18 (%)	Feb 18 vs Feb 17 (%)
NSW	8,507.9	0.3	2.5
VIC	6,821.2	0.6	4.9
QLD	5,240.4	0.3	1.7
<b>SA</b>	<b>1,749.6</b>	<b>0.3</b>	<b>3.8</b>
WA	2,829.7	0.1	-0.3
TAS	525.2	0.2	2.8
<b>AUS</b>	<b>26,412.3</b>	<b>0.4</b>	<b>2.7</b>





4 April 2018

Next release of ABS cat. no. 8501.0 is 8 May 2018

