

# ABS BUILDING APPROVALS, MARCH 2017

## Summary

During March 2017, the number of new dwellings approved:

- fell by 0.1% in South Australia in trend terms (nationally, new dwelling approvals rose 0.8%); and
- rose by 0.3% in South Australia in seasonally adjusted terms (nationally, new dwelling approvals fell 13%).

## Further Analysis

### Trend data

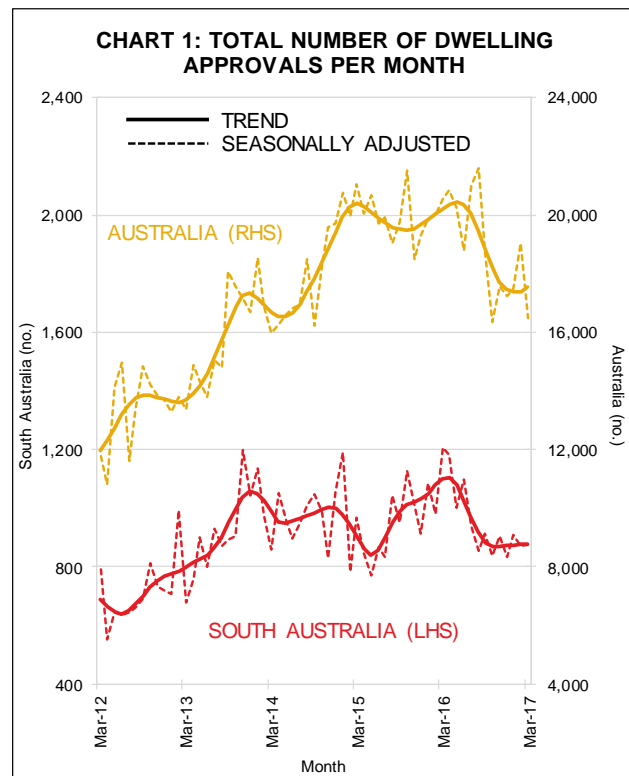
The total number of dwelling approvals in South Australia in March 2017 was 20% lower than a year ago. Nationally, the number of dwelling approvals was 13% lower than a year ago – see Chart 1 and Table 1.

The number of private sector houses approved for construction in South Australia fell by 0.4% during March to be 16% lower than a year ago — see Chart 2.

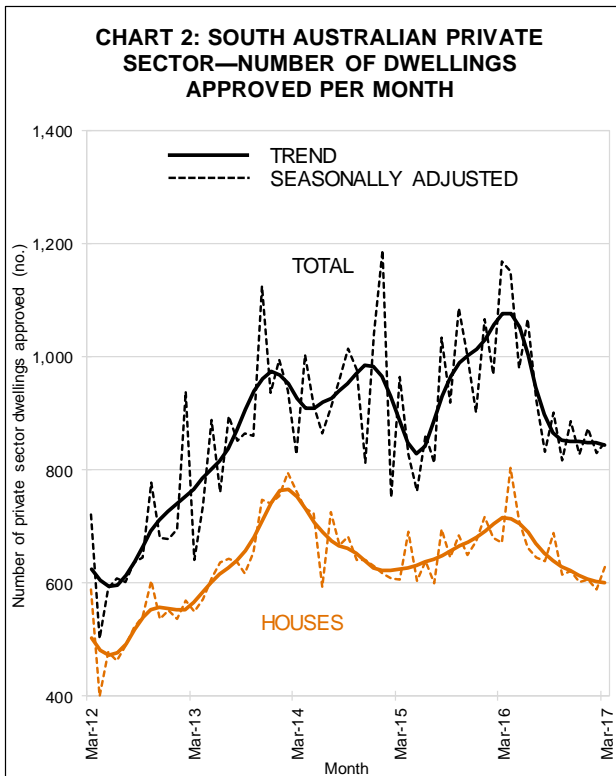
Private ‘other’ dwelling approvals in South Australia fell by 0.4% during March to be 33% lower than a year earlier.

**Table 1: Trend Dwelling Approvals By State**

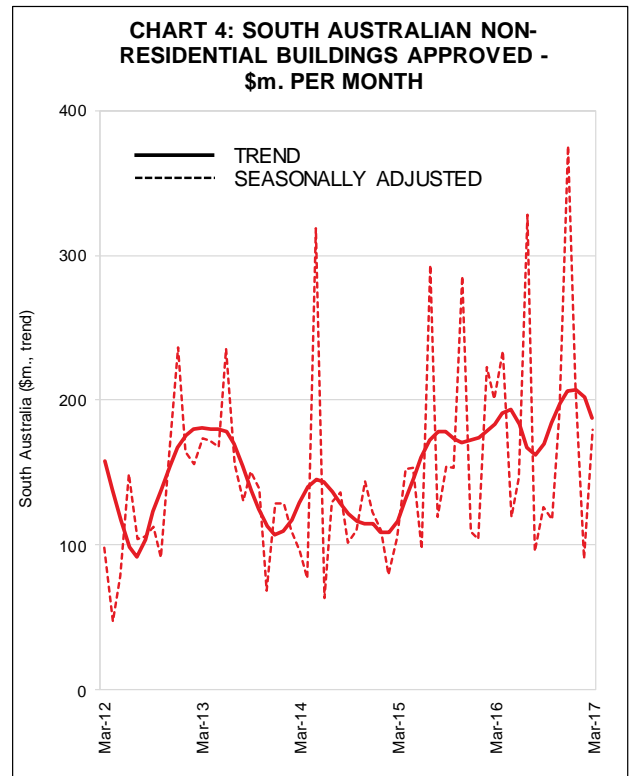
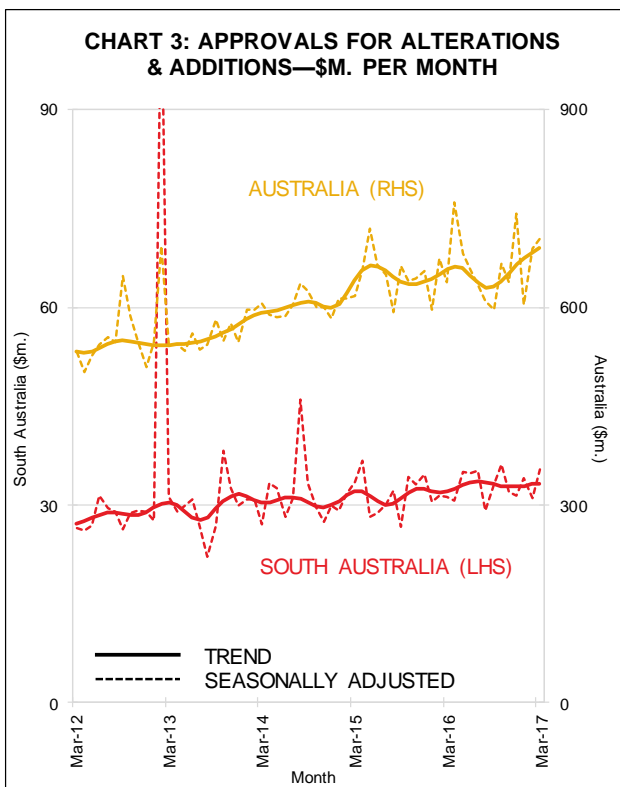
	Mar 17 (no.)	Mar 17 vs. Feb 17 (% change)	Mar 17 vs. Mar 16 (% change)
NSW	5,682	3.0	-8.7
VIC	5,777	0.3	1.4
QLD	3,021	0.5	-31.4
<b>SA</b>	<b>877</b>	<b>-0.1</b>	<b>-20.3</b>
WA	1,628	-1.9	-16.4
TAS	187	1.6	-4.1
<b>AUS</b>	<b>17,528</b>	<b>0.8</b>	<b>-13.1</b>



Nationally, the number of private sector houses approved for construction fell by 0.6% during March, while the number of private ‘other’ dwelling approvals rose by 2.2%.



The value of renovation approvals in South Australia was unchanged during March but 3.2% higher than a year ago. Nationally, the value of renovation approvals rose 1.0% in March to be 4.9% higher than a year earlier—see Chart 3.



During March, the value of non-residential building approvals fell by 7.0% in South Australia, but was 2.4% higher than a year earlier. Nationally, the value of non-residential building approvals fell by 1.9% during March, to be 5.8% lower than a year ago—see Chart 4.

**Note:** The ABS excludes large irregular movements in a seasonally adjusted series when calculating a trend series. This is pertinent in this brief where seasonally adjusted private sector 'other dwellings' has recorded large irregular movements in South Australia, and explains why there is a large difference in the movement of these series.

8 May 2017

Next release of ABS cat. no. 8731.0 is 30 May 2017

