

RETAIL TRADE, NOVEMBER 2016

Summary

During November, nominal retail turnover:

- remained unchanged in South Australia in trend terms (nationally, nominal retail turnover rose 0.4%); and
- fell 0.4% in South Australia in seasonally adjusted terms (nationally, nominal retail turnover rose 0.2%).

Note: Retail turnover in current (nominal) prices incorporates changes in both prices and sales volumes.

Further Analysis

Trend

All states recorded an increase in nominal turnover in November except South Australia, which was unchanged.

Compared with a year earlier, nominal retail turnover was 3.4% higher in South Australia and 3.4% higher nationally (see Table 1, Chart 1 and 2).

Through the year to November 2016, increases in South Australian retail turnover were recorded for 'Other' Retailing (up 8.8%), Restaurants and Take Away Food Services (up 7.9%) and Food Retailing (up 3.9%). Falls were recorded in Department Stores (down 5.9%); Clothing, Footwear and Personal Accessory Retailing (down 1.0%), and Household Goods Retailing (down 0.3%)

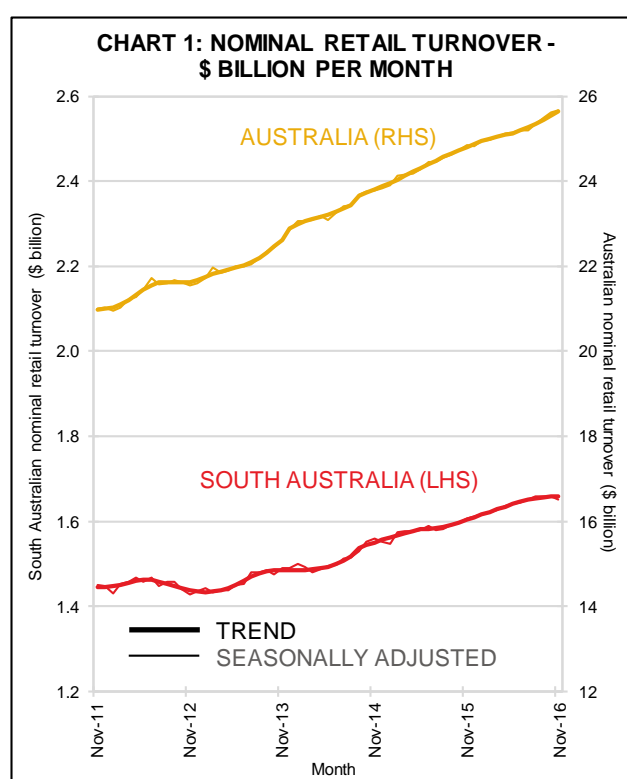
Seasonally adjusted

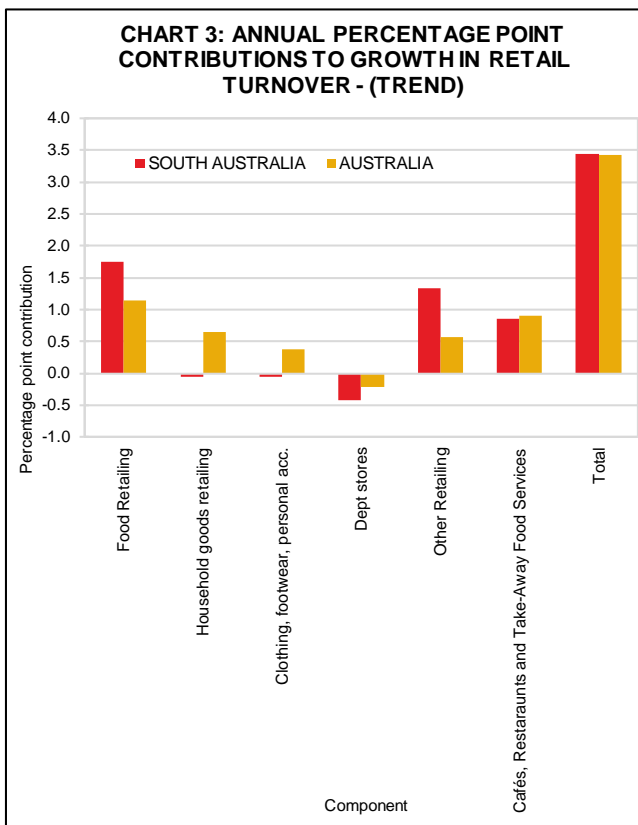
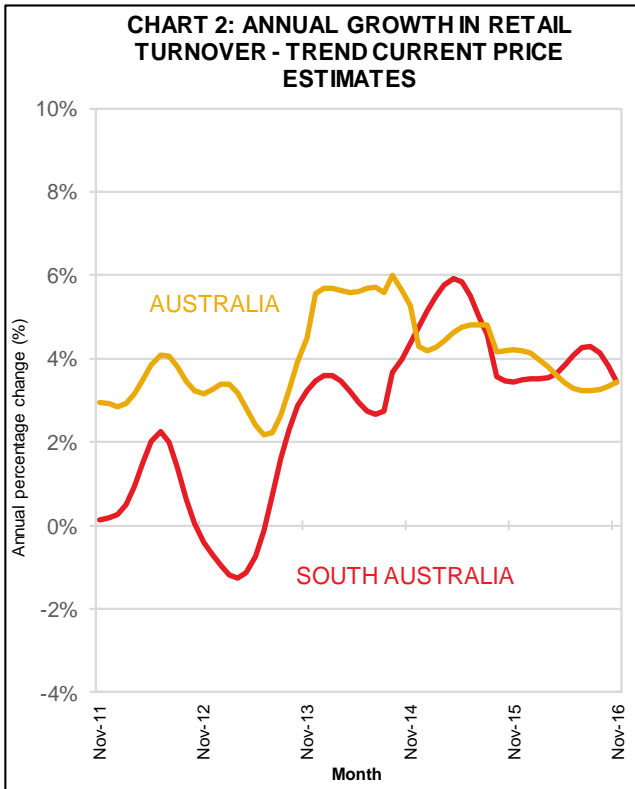
During November, all states recorded increases in nominal turnover except Western Australia (down 0.6%) and South Australia (down 0.4%).

Compared with a year earlier, nominal retail turnover was 2.8% higher in South Australia and 3.3% higher nationally.

TABLE 1: Trend Nominal Retail Turnover

	Nov 16 (\$m)	Nov 16 vs Oct 16 (%)	Nov 16 vs Nov 15 (%)
NSW	8,265.5	0.4	4.0
VIC	6,451.1	0.4	3.4
QLD	5,210.0	0.6	4.3
SA	1,658.5	0.0	3.4
WA	2,830.6	0.1	0.2
TAS	507.7	0.3	3.8
AUS	25,657.4	0.4	3.4





10 January 2017

Next release of ABS cat. no. 8501.0 is 6 February 2017

