

RETAIL TRADE, JANUARY 2018

Summary

During January, nominal retail turnover:

- rose 0.5% in South Australia in trend terms (nationally, nominal retail turnover rose 0.3%); and
- fell 0.6% in South Australia in seasonally adjusted terms (nationally, nominal retail turnover rose 0.1%).

Note: Retail turnover in current (nominal) prices incorporates changes in both prices and sales volumes.

Further Analysis

Trend

All states recorded an increase in January, with South Australia and Victoria having the equal highest growth rate (0.5%).

Compared with a year earlier, nominal retail turnover was 4.0% higher in South Australia and 2.3% higher nationally (see Table 1, Charts 1 and 2).

Through the year to January 2018, increases in South Australian retail turnover were recorded for Cafes, restaurants and take-away food services (up 14%), Food retailing (up 3.9%), Household goods retailing (up 3.4%), and Clothing, footwear and personal accessory retailing (up 3.3%). A fall was recorded in Department stores (down 1.1%) and 'Other retailing' (down 0.8%) (see Chart 3 for contributions to growth).

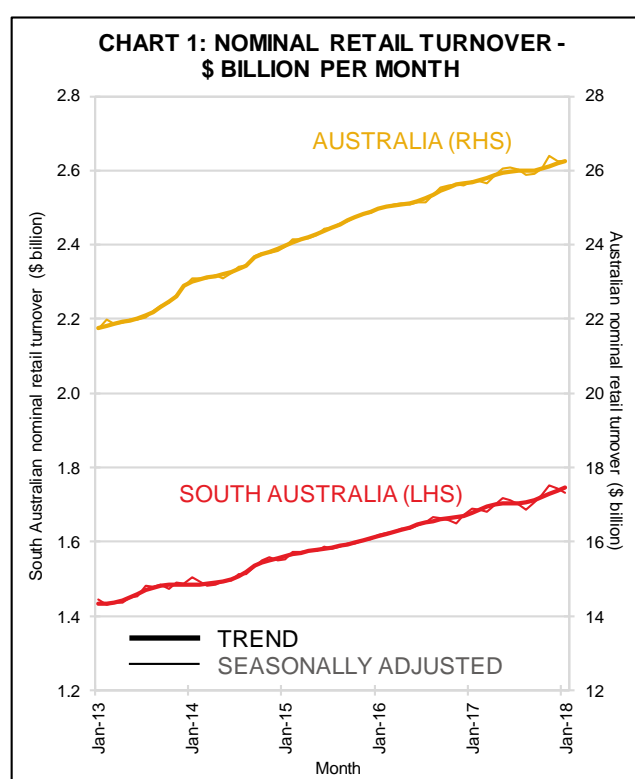
Seasonally adjusted

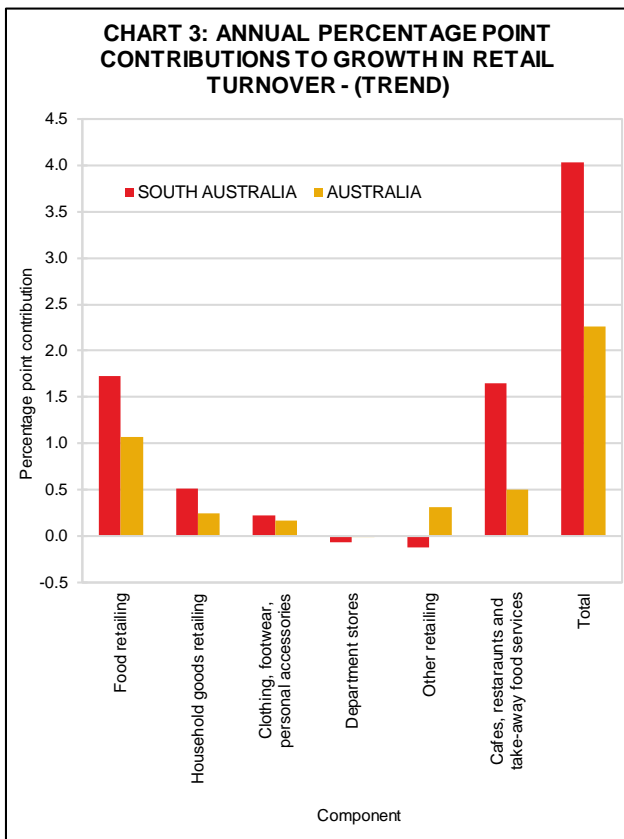
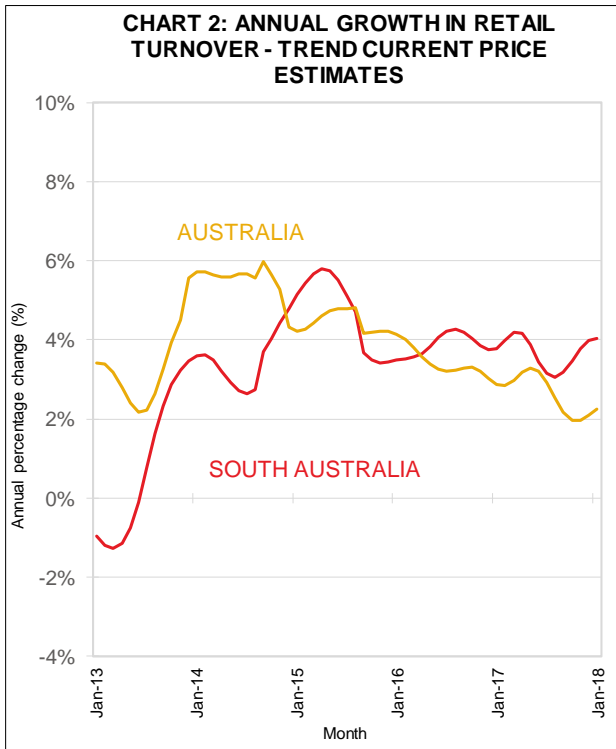
During January, increases in nominal turnover were recorded in Queensland (up 0.4%), and Victoria, Western Australia and Tasmania (all up 0.3%). South Australia (down 0.6%) and New South Wales (down 0.2%) were the only states to record a fall in January.

Compared with a year earlier, nominal retail turnover was 2.5% higher in South Australia and 2.1% higher nationally.

TABLE 1: Trend Nominal Retail Turnover

	Jan 18 (\$m)	Jan 18 vs Dec 17 (%)	Jan 18 vs Jan 17 (%)
NSW	8,448.6	0.2	2.0
VIC	6,750.2	0.5	4.2
QLD	5,225.8	0.3	1.3
SA	1,745.0	0.5	4.0
WA	2,831.0	0.1	-0.2
TAS	524.1	0.3	2.9
AUS	26,259.8	0.3	2.3





6 March 2018

Next release of ABS cat. no. 8501.0 is 4 April 2018

