

# RETAIL TRADE, OCTOBER 2016

## Summary

During October, nominal retail turnover:

- rose 0.2% in South Australia in trend terms (nationally, nominal retail turnover rose 0.4%); and
- fell 0.1% in South Australia in seasonally adjusted terms (nationally, nominal retail turnover rose 0.5%).

**Note:** Retail turnover in current (nominal) prices incorporates changes in both prices and sales volumes.

## Further Analysis

### Trend

All states recorded an increase in retail turnover in October.

Compared with a year earlier, nominal retail turnover was 4.2% higher in South Australia and 3.3% higher nationally (see Table 1, Charts 1 and 2).

Through the year to October 2016, increases in South Australian retail turnover were recorded for 'other' retailing (up 11%), cafes, restaurants and take away food services (up 10%), food retailing (up 3.7%), clothing, footwear and personal accessory retailing (up 1.0%) and household goods retailing (up 0.6%). Department stores (down 5.0%) was the only sector to record a fall in the year to October (see Chart 3 for contributions to growth).

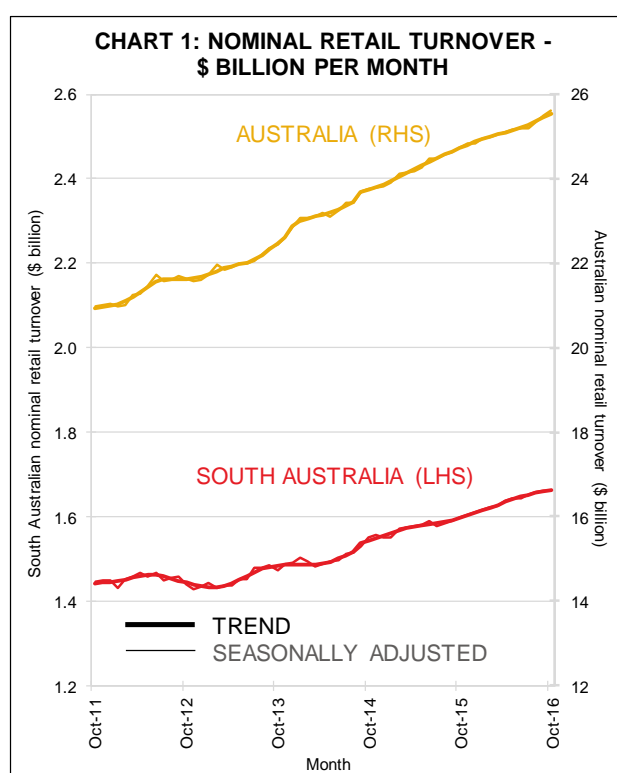
### Seasonally adjusted

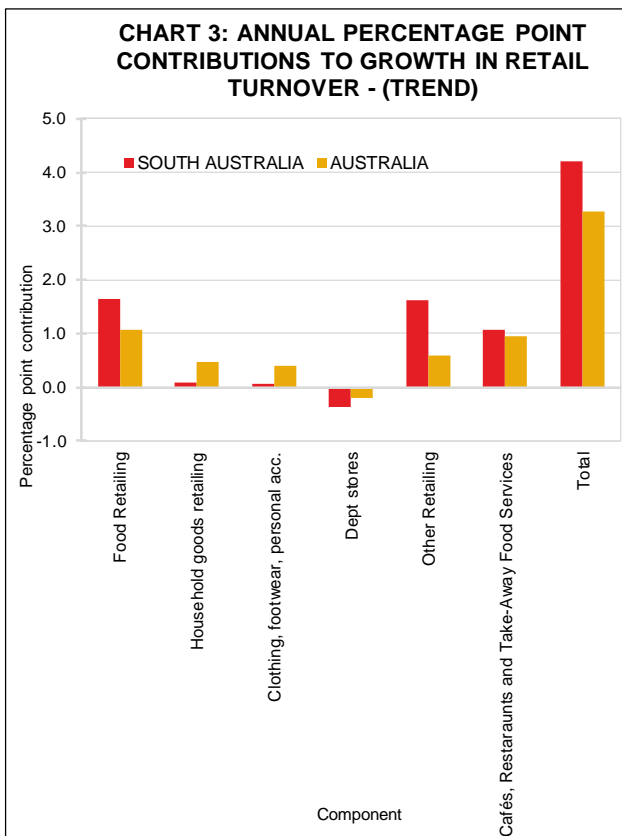
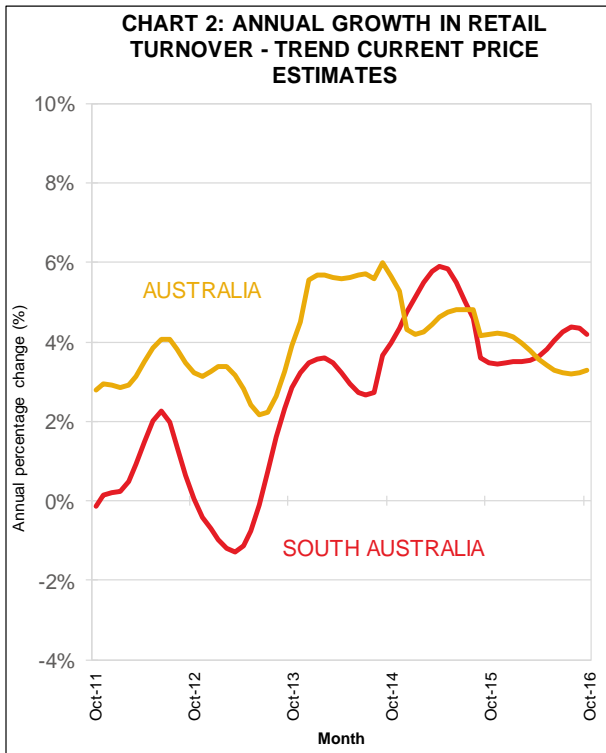
All states, except South Australia, recorded increases in nominal turnover in October: Queensland (up 0.8%), Tasmania (up 0.6%), Victoria (up 0.5%), Western Australia (up 0.4%) and New South Wales (up 0.3%). South Australia (down 0.1%) was the only state to record a fall in October.

Compared with a year earlier, nominal retail turnover was 3.9% higher in South Australia and 3.5% higher nationally.

**TABLE 1: Trend Nominal Retail Turnover**

	Oct 16 (\$m)	Oct 16 vs Sep 16 (%)	Oct 16 vs Oct 15 (%)
NSW	8,215.5	0.3	3.7
VIC	6,406.1	0.4	3.1
QLD	5,186.9	0.7	4.1
<b>SA</b>	<b>1,664.1</b>	<b>0.2</b>	<b>4.2</b>
WA	2,834.8	0.1	0.3
TAS	506.1	0.2	3.9
<b>AUS</b>	<b>25,543.3</b>	<b>0.4</b>	<b>3.3</b>





2 December 2016

Next release of ABS cat. no. 8501.0 is 10 January 2017

