

ABS BUILDING APPROVALS, FEBRUARY 2018

Summary

During February 2018, the number of new dwellings approved:

- fell by 1.2% in South Australia in trend terms (nationally, new dwelling approvals fell 0.1%); and
- rose by 13% in South Australia in seasonally adjusted terms (nationally, new dwelling approvals fell 6.2%).

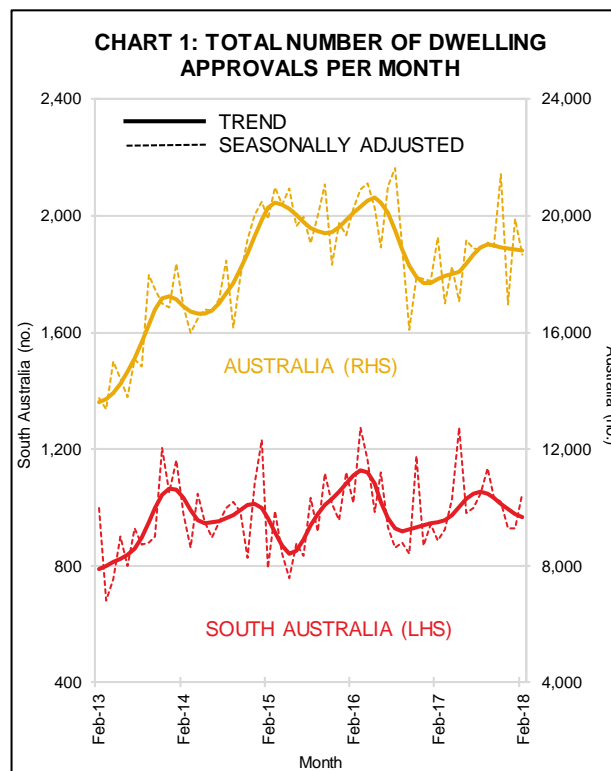
Further Analysis

Trend data

The total number of dwelling approvals in South Australia in February 2018 was 1.8% higher than a year ago. Nationally, the number of dwelling approvals was 5.5% higher than a year ago – see Chart 1 and Table 1.

The number of private sector houses approved for construction in South Australia fell by 1.1% during February but was 6.7% higher than a year ago — see Chart 2.

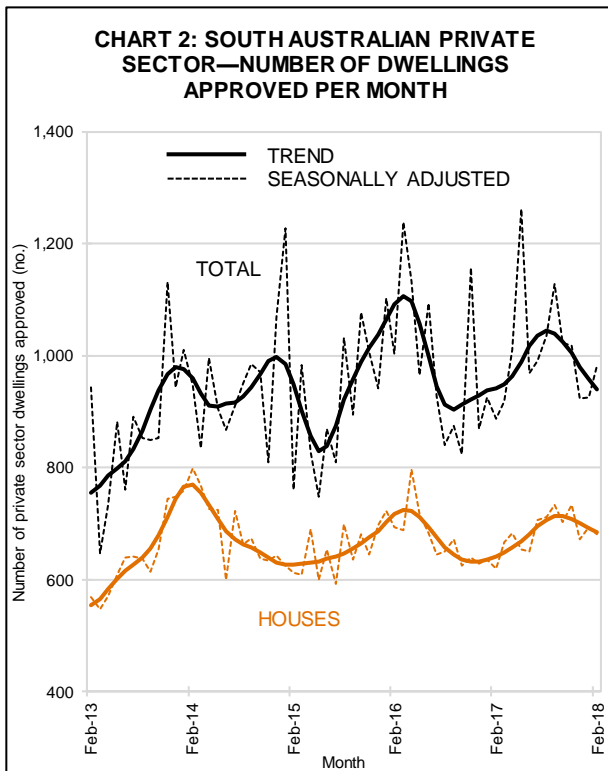
Private ‘other’ dwelling approvals in South Australia fell by 4.5% during February to be 15% lower than a year earlier.



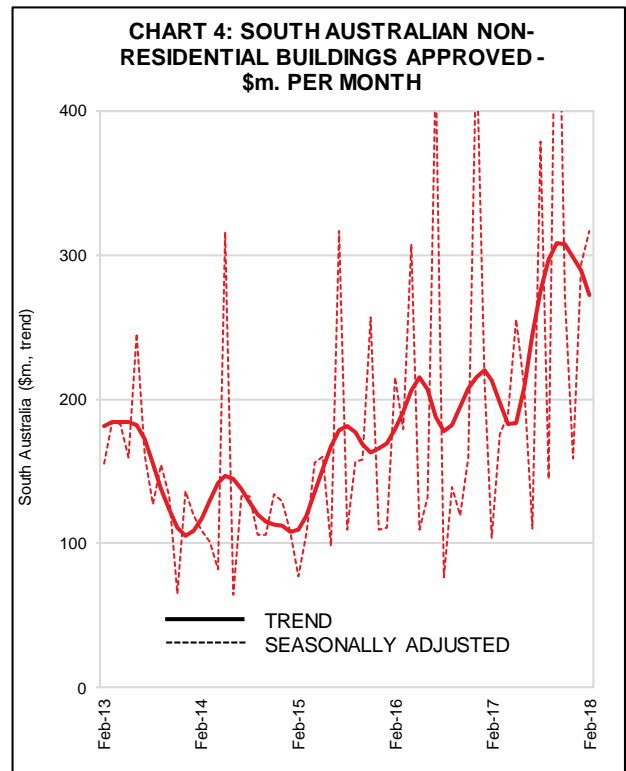
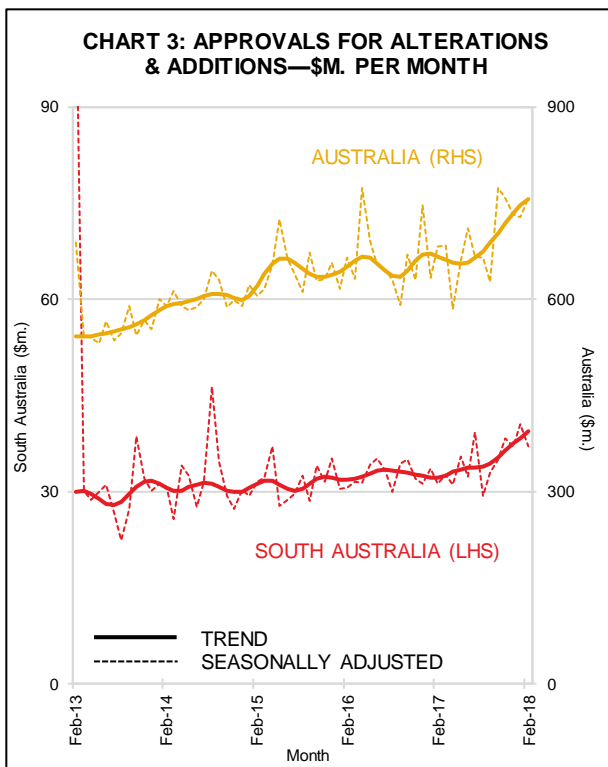
Nationally, the number of private sector houses approved for construction rose by 0.2% during February, while the number of private ‘other’ dwelling approvals fell by 1.1%.

Table 1: Trend Dwelling Approvals By State

	Feb 18 (no.)	Feb 18 vs. Jan 18 (% change)	Feb 18 vs. Feb 17 (% change)
NSW	5,724	1.0	-0.1
VIC	6,707	0.1	20.7
QLD	3,595	0.9	6.9
SA	967	-1.2	1.8
WA	1,426	-4.4	-13.8
TAS	238	-3.4	22.1
AUS	18,824	-0.1	5.5



The value of renovation approvals in South Australia rose by 2.7% during February and was 23% higher than a year ago. Nationally, the value of renovation approvals rose 1.3% in February to be 14% higher than a year earlier—see Chart 3.



During February, the value of non-residential building approvals fell by 5.9% in South Australia, but was 28% higher than a year earlier—see Chart 4. Nationally, the value of non-residential building approvals fell by 2.9% during February, but was 5.9% higher than a year ago.

Note: The ABS excludes large irregular movements in a seasonally adjusted series when calculating a trend series. This is pertinent in this brief where seasonally adjusted private sector 'other dwellings' has recorded large irregular movements in South Australia, and explains why there is a large difference in the movement of these series.

4 April 2018

Next release of ABS cat. no. 8731.0 is 3 May 2018

