

# RETAIL TRADE, JULY 2017

## Summary

During July, nominal retail turnover:

- rose 0.2% in South Australia in trend terms (nationally, nominal retail turnover rose 0.3%); and
- fell 0.8% in South Australia in seasonally adjusted terms (nationally, nominal retail turnover was unchanged).

**Note:** Retail turnover in current (nominal) prices incorporates changes in both prices and sales volumes.

## Further Analysis

### Trend

All states recorded an increase in retail turnover during July.

Compared with a year earlier, nominal retail turnover was 3.7% higher in South Australia and 3.5% higher nationally (see Table 1, Chart 1 and 2).

Through the year to July 2017, increases in South Australian retail turnover were recorded for Cafes, Restaurants and Take Away Food Services (up 10%), Household Goods Retailing (up 7.1%), 'Other' Retailing (up 2.5%), Clothing, Footwear and Personal Accessory Retailing (up 2.4%) and Food Retailing (up 2.0%). A fall was recorded in Department Stores (down 0.1%) (see Chart 3 for contributions to growth).

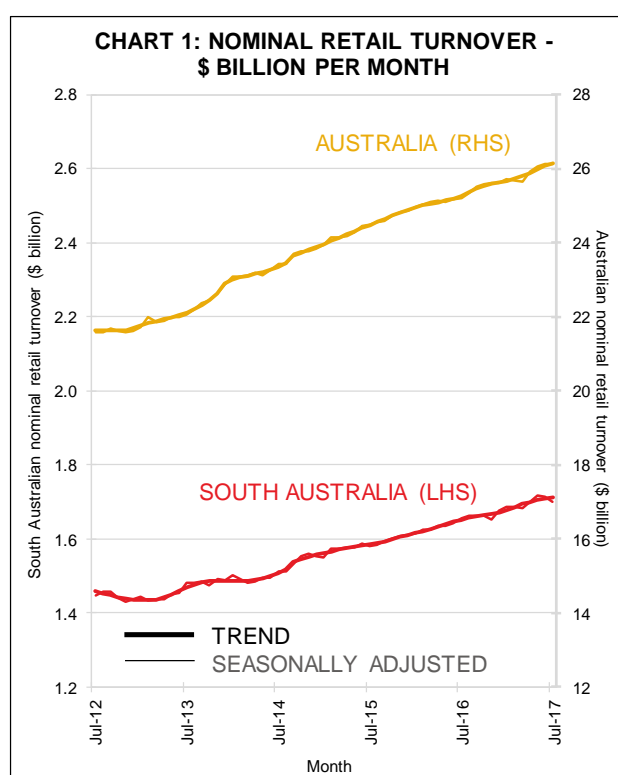
### Seasonally adjusted

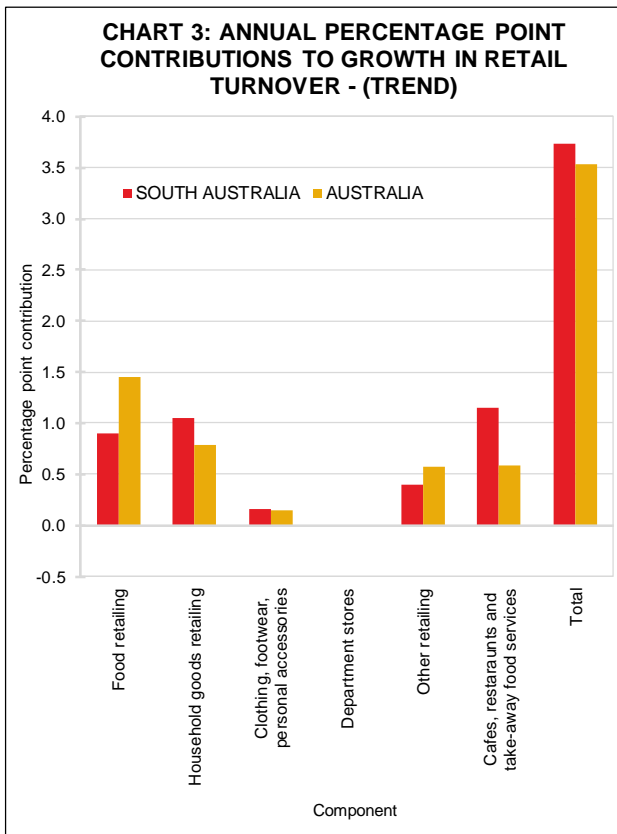
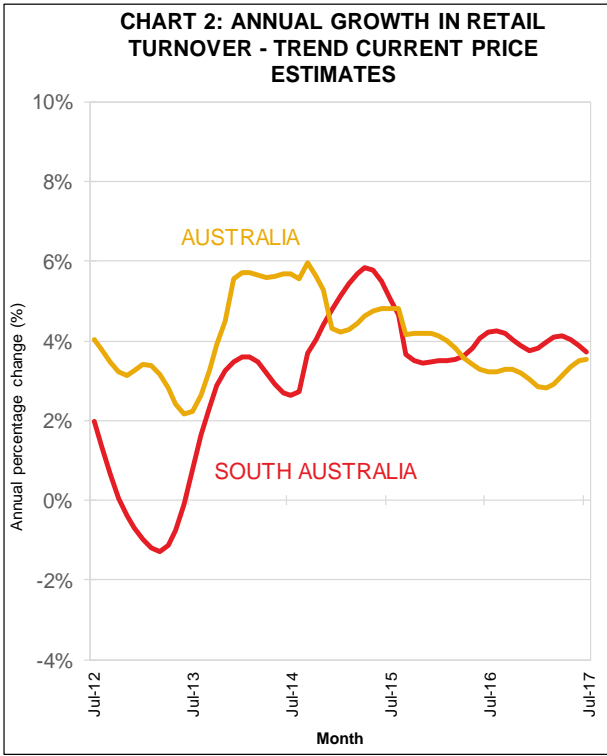
During July, increases in nominal turnover were recorded in Western Australia (up 0.6%), Victoria (up 0.4%), and Queensland (up 0.2%) while falls were recorded in Tasmania (down 0.9%), South Australia (down 0.8%) and New South Wales (down 0.4%).

Compared with a year earlier, nominal retail turnover was 2.8% higher in South Australia and 3.6% higher nationally.

**TABLE 1: Trend Nominal Retail Turnover**

	Jul 17 (\$m)	Jul 17 vs Jun 17 (%)	Jul 17 vs Jul 16 (%)
NSW	8,457.2	0.4	4.0
VIC	6,658.0	0.4	5.0
QLD	5,197.8	0.2	2.2
<b>SA</b>	<b>1,713.1</b>	<b>0.2</b>	<b>3.7</b>
WA	2,859.9	0.2	1.2
TAS	523.4	0.5	4.3
<b>AUS</b>	<b>26,156.5</b>	<b>0.3</b>	<b>3.5</b>





7 September 2017

Next release of ABS cat. no. 8501.0 is 5 October 2017

