

# ABS BUILDING APPROVALS, SEPTEMBER 2017

## Summary

During September 2017, the number of new dwellings approved:

- rose by 1.5% in South Australia in trend terms (nationally, new dwelling approvals rose 1.8%); and
- rose by 6.7% in South Australia in seasonally adjusted terms (nationally, new dwelling approvals rose 1.5%).

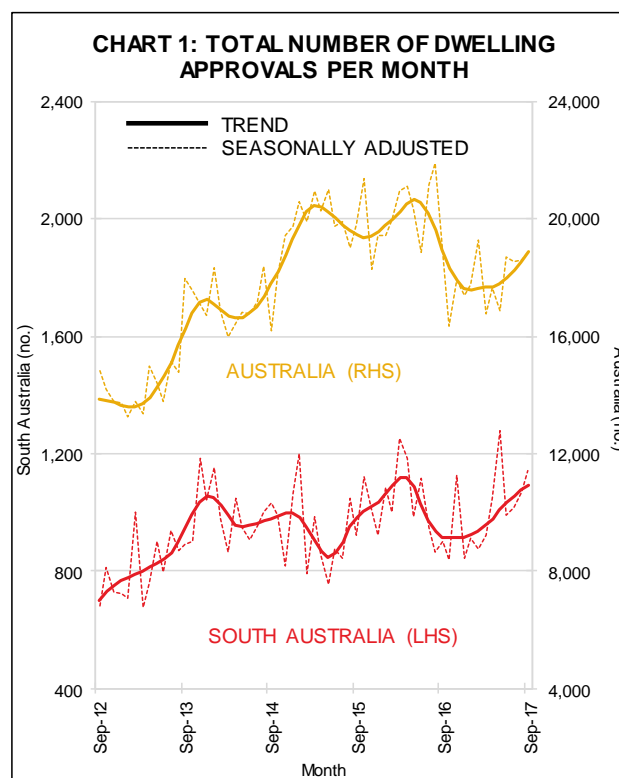
## Further Analysis

### Trend data

The total number of dwelling approvals in South Australia in September 2017 was 19% higher than a year ago. Nationally, the number of dwelling approvals was 0.4% lower than a year ago – see Chart 1 and Table 1.

The number of private sector houses approved for construction in South Australia rose by 1.2% during September to be 11% higher than a year ago — see Chart 2.

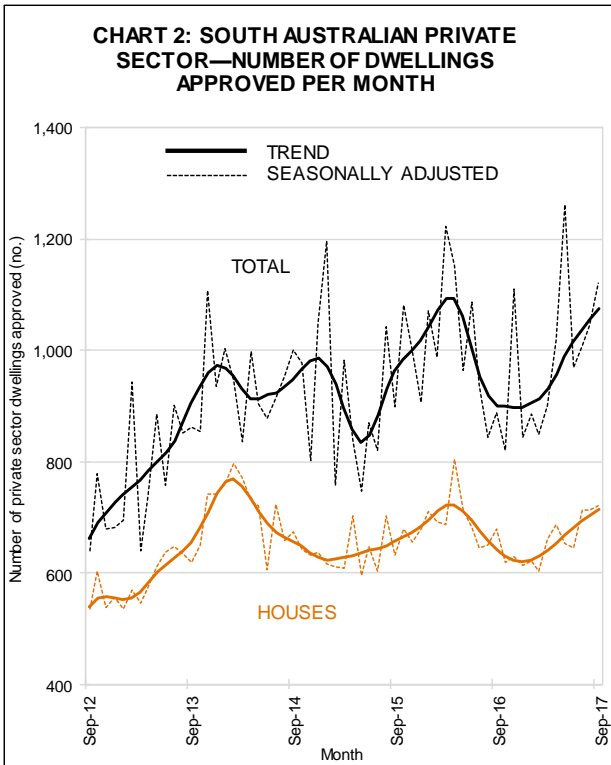
Private ‘other’ dwelling approvals in South Australia rose by 2.0% during September to be 39% higher than a year earlier.



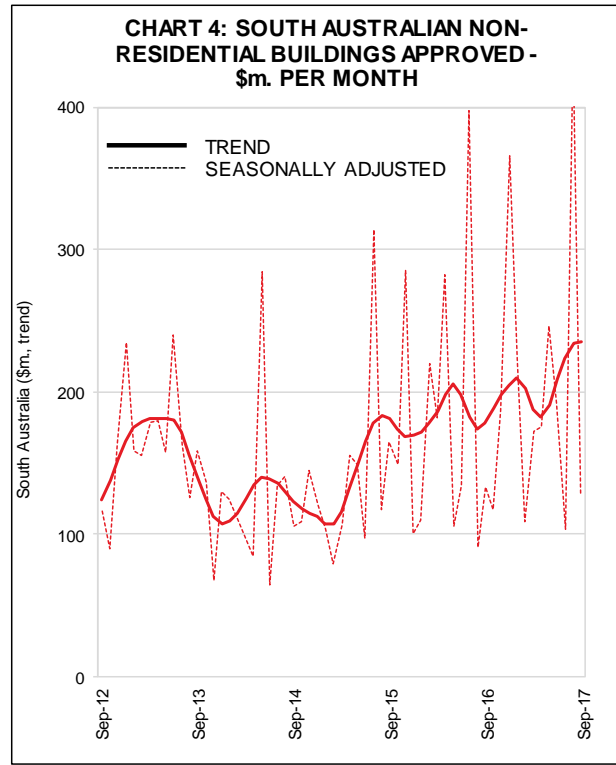
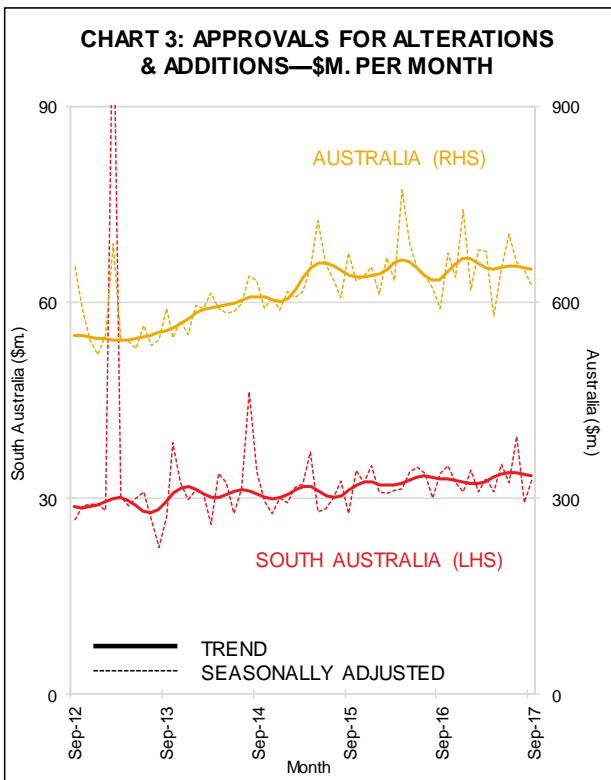
Nationally, the number of private sector houses approved for construction rose by 0.7% during September, while the number of private ‘other’ dwelling approvals rose by 3.1%.

**Table 1: Trend Dwelling Approvals By State**

	Sep 17 (no.)	Sep 17 vs. Aug 17 (% change)	Sep 17 vs. Sep 16 (% change)
NSW	6,306	3.4	0.0
VIC	5,362	0.7	-1.9
QLD	3,495	-0.5	-5.3
<b>SA</b>	<b>1,090</b>	<b>1.5</b>	<b>19.0</b>
WA	1,716	2.0	-0.1
TAS	235	4.5	46.0
<b>AUS</b>	<b>18,863</b>	<b>1.8</b>	<b>-0.4</b>



The value of renovation approvals in South Australia fell by 1.1% during September but was 0.8% higher than a year ago. Nationally, the value of renovation approvals fell 0.4% in September but was 2.3% higher than a year earlier—see Chart 3.



During September, the value of non-residential building approvals rose by 0.8% in South Australia, to be 33% higher than a year earlier. Nationally, the value of non-residential building approvals rose by 1.0% during September, to be 15% higher than a year ago—see Chart 4.

**Note:** The ABS excludes large irregular movements in a seasonally adjusted series when calculating a trend series. This is pertinent in this brief where seasonally adjusted private sector 'other dwellings' has recorded large irregular movements in South Australia, and explains why there is a large difference in the movement of these series.

2 November 2017

Next release of ABS cat. no. 8731.0 is 30 November 2017

