

# ABS BUILDING APPROVALS, NOVEMBER 2016

## Summary

During November 2016, the number of new dwellings approved:

- fell by 1.1% in South Australia in trend terms (nationally, new dwelling approvals fell 2.9%); and
- rose by 7.1% in South Australia in seasonally adjusted terms (nationally, new dwelling approvals rose 7.0%).

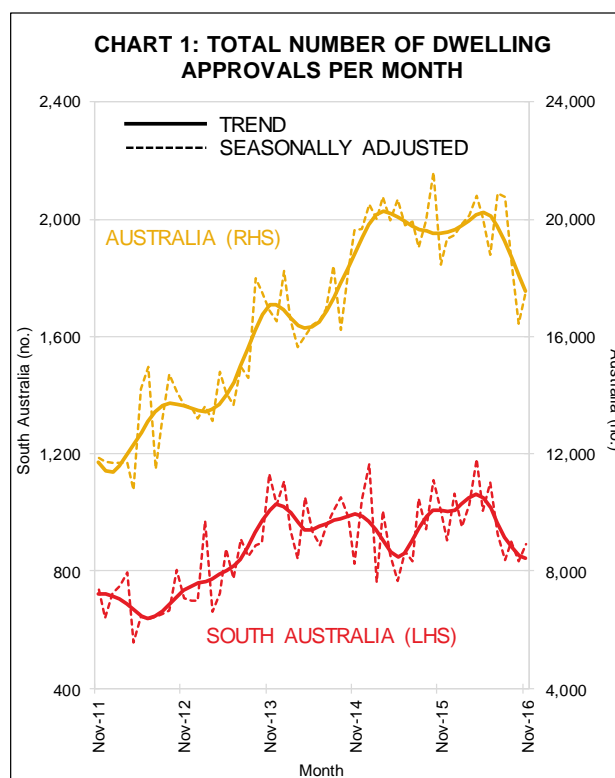
## Further Analysis

### Trend data

The total number of dwelling approvals in South Australia in November 2016 was 16% lower than a year ago. Nationally, the number of dwelling approvals was 10% lower than a year ago – see Chart 1 and Table 1.

The number of private sector houses approved for construction in South Australia fell by 0.4% during November to be 7.5% lower than a year ago — see Chart 2.

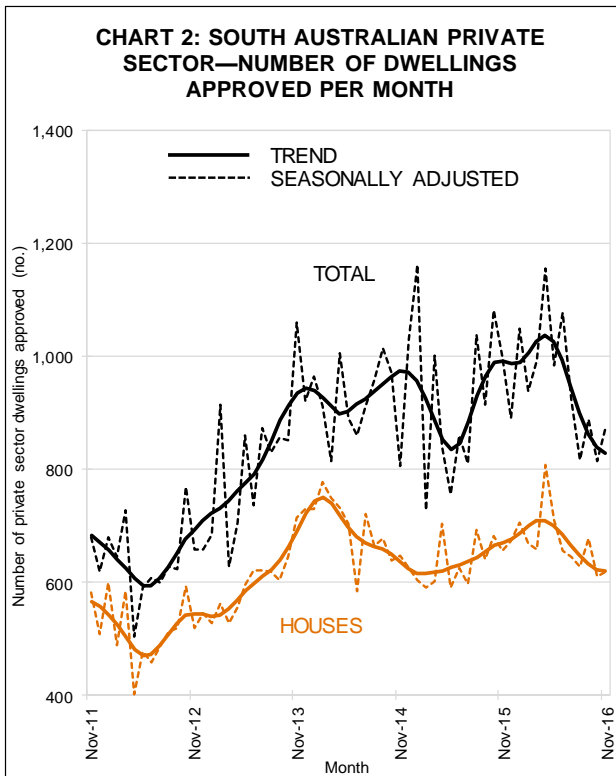
Private ‘other’ dwelling approvals in South Australia fell by 3.7% during November to be 35% lower than a year earlier.



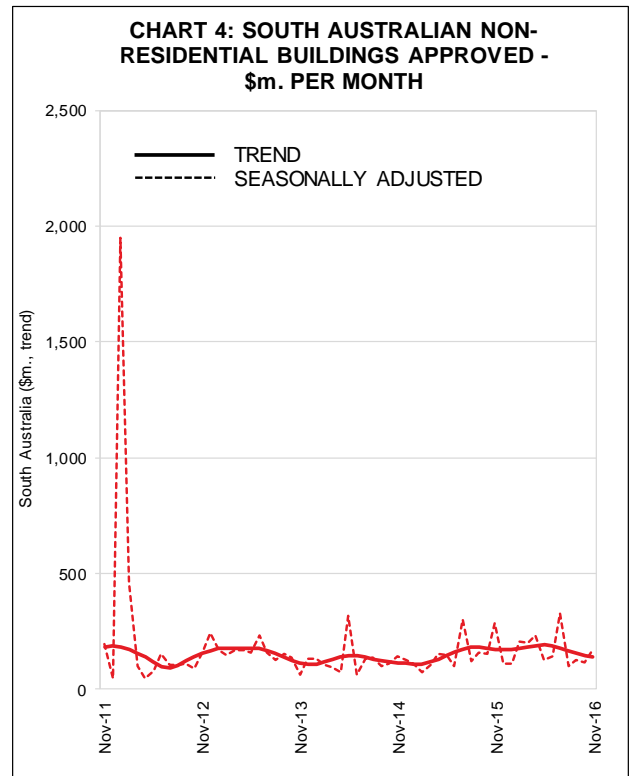
Nationally, the number of private sector houses approved for construction fell by 0.4% during November, while the number of private ‘other’ dwelling approvals fell by 5.7%.

**Table 1: Trend Dwelling Approvals By State**

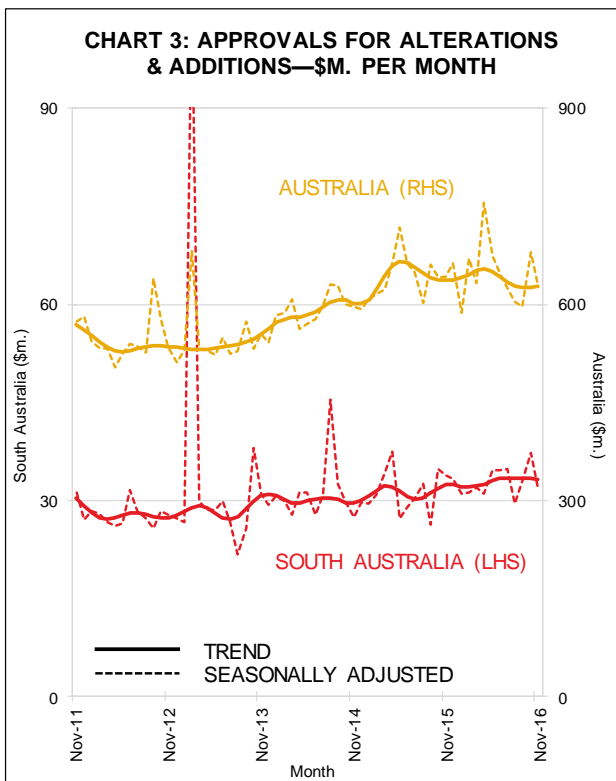
	Nov 16 (no.)	Nov 16 vs. Oct 16 (% change)	Nov 16 vs. Nov 15 (% change)
NSW	5,610	-4.3	-1.8
VIC	5,125	-2.5	-9.5
QLD	3,387	-3.9	-22.5
<b>SA</b>	<b>844</b>	<b>-1.1</b>	<b>-16.4</b>
WA	1,755	1.9	-16.3
TAS	158	0.0	-26.5
<b>AUS</b>	<b>17,537</b>	<b>-2.9</b>	<b>-10.1</b>



The value of renovation approvals in South Australia fell by 0.4% during November but was 2.4% higher than a year ago. Nationally, the value of renovation approvals rose 0.4% in November but was 1.4% lower than a year earlier—see Chart 3.



During November, the value of non-residential building approvals fell by 1.9% in South Australia, to be 18% lower than a year earlier. Nationally, the value of non-residential building approvals fell by 2.3% during November but was 13% higher than a year ago—see Chart 4.



**Note:** The ABS excludes large irregular movements in a seasonally adjusted series when calculating a trend series. This is pertinent in this brief where seasonally adjusted private sector 'other dwellings' has recorded large irregular movements in South Australia, and explains why there is a large difference in the movement of these series.

9 January 2017

Next release of ABS cat. no. 8731.0 is 2 February 2017

