

# ABS BUILDING APPROVALS, MARCH 2018

## Summary

During March 2018, the number of new dwellings approved:

- fell by 0.1% in South Australia in trend terms (nationally, new dwelling approvals rose 0.2%); and
- fell by 2.7% in South Australia in seasonally adjusted terms (nationally, new dwelling approvals rose 2.6%).

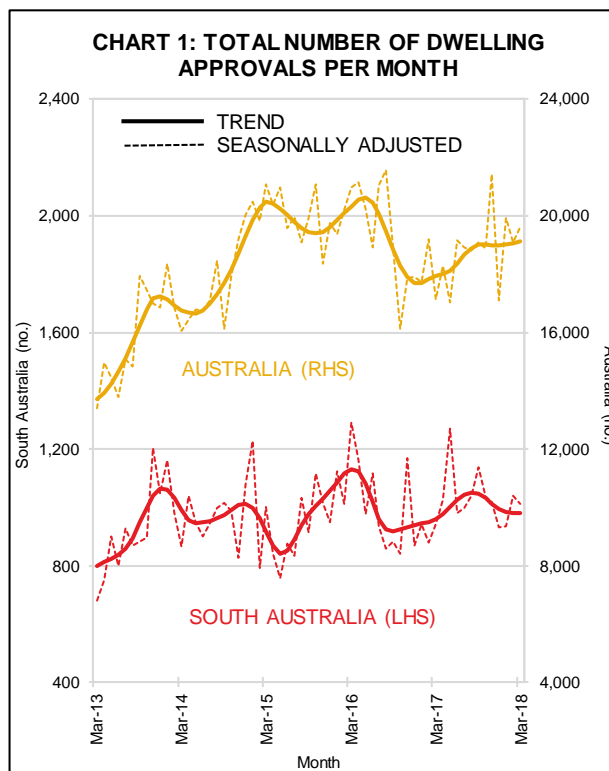
## Further Analysis

### Trend data

The total number of dwelling approvals in South Australia in March 2018 was 2.2% higher than a year ago. Nationally, the number of dwelling approvals was 6.5% higher than a year ago – see Chart 1 and Table 1.

The number of private sector houses approved for construction in South Australia was unchanged during March but 8.8% higher than a year ago — see Chart 2.

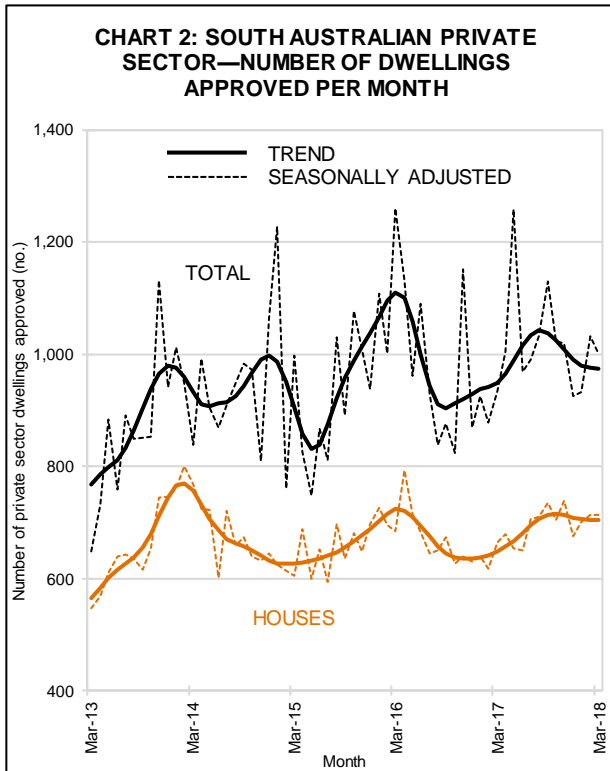
Private ‘other’ dwelling approvals in South Australia fell by 0.4% during March to be 10.6% lower than a year earlier.



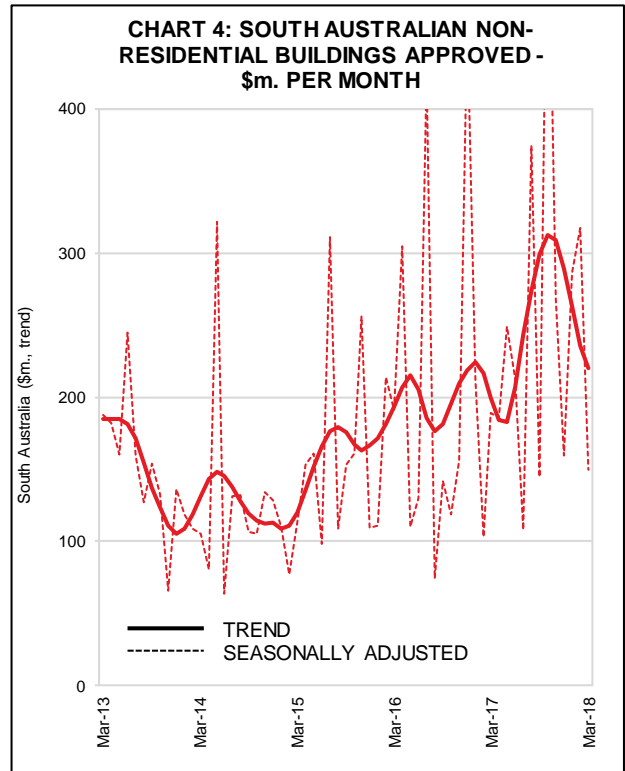
Nationally, the number of private sector houses approved for construction rose by 0.8% during March, while the number of private ‘other’ dwelling approvals fell by 0.2%.

**Table 1: Trend Dwelling Approvals By State**

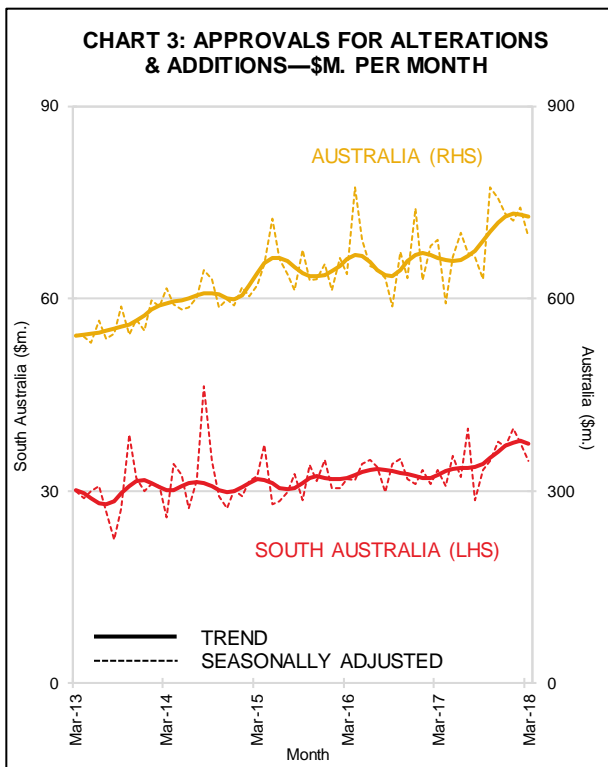
	Mar 18 (no.)	Mar 18 vs. Feb 18 (% change)	Mar 18 vs. Mar 17 (% change)
NSW	5,644	-0.2	-3.6
VIC	6,653	-0.5	22.7
QLD	3,757	2.3	7.5
<b>SA</b>	<b>979</b>	<b>-0.1</b>	<b>2.2</b>
WA	1,296	-6.7	-20.5
TAS	217	-4.8	7.4
<b>AUS</b>	<b>19,120</b>	<b>0.2</b>	<b>6.5</b>



The value of renovation approvals in South Australia fell by 1.0% during March but was 15% higher than a year ago. Nationally, the value of renovation approvals fell 0.4% in March but was 9.8% higher than a year earlier—see Chart 3.



During March, the value of non-residential building approvals fell by 6.7% in South Australia, but was 10% higher than a year earlier—see Chart 4. Nationally, the value of non-residential building approvals fell by 2.5% during March, to be 4.2% lower than a year ago.



**Note:** The ABS excludes large irregular movements in a seasonally adjusted series when calculating a trend series. This is pertinent in this brief where seasonally adjusted private sector 'other dwellings' has recorded large irregular movements in South Australia, and explains why there is a large difference in the movement of these series.

3 May 2018

Next release of ABS cat. no. 8731.0 is 30 May 2018

