

RETAIL TRADE, FEBRUARY 2017

Summary

During February, nominal retail turnover:

- rose 0.3% in South Australia in trend terms (nationally, nominal retail turnover rose 0.1%); and
- rose 0.1% in South Australia in seasonally adjusted terms (nationally, nominal retail turnover fell 0.1%).

Note: Retail turnover in current (nominal) prices incorporates changes in both prices and sales volumes.

Further Analysis

Trend

All states, except Queensland which fell by 0.1%, recorded an increase in February.

Compared with a year earlier, nominal retail turnover was 3.8% higher in South Australia and 2.9% higher nationally (see Table 1, Chart 1 and 2).

Through the year to February 2017, increases in South Australian retail turnover were recorded for Cafes, Restaurants and Take Away Food Services (up 8.4%), 'Other' Retailing (up 5.5%), Household Goods Retailing (up 4.1%), Food Retailing (up 3.8%), and Clothing, Footwear and Personal Accessory Retailing (up 0.3%). Department Stores recorded a fall in turnover in the month (down 4.5%) (see Chart 3 for contributions to growth).

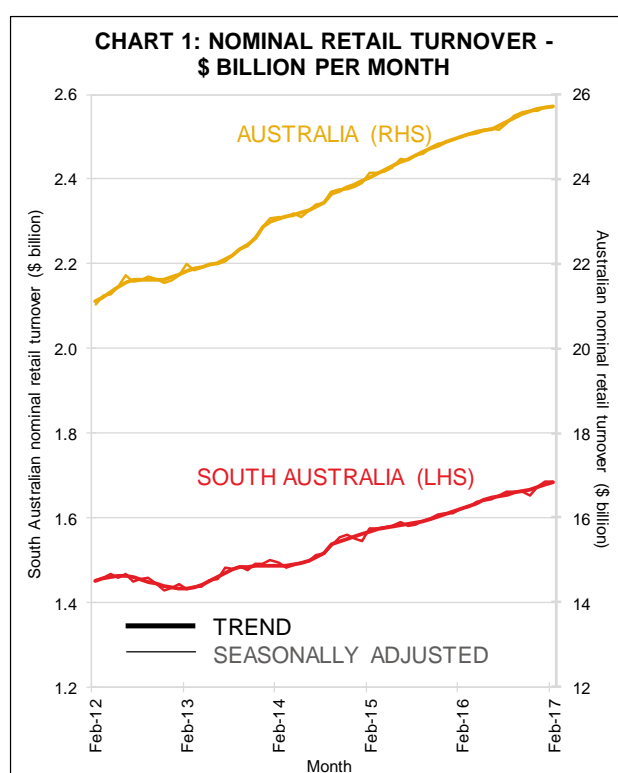
Seasonally adjusted

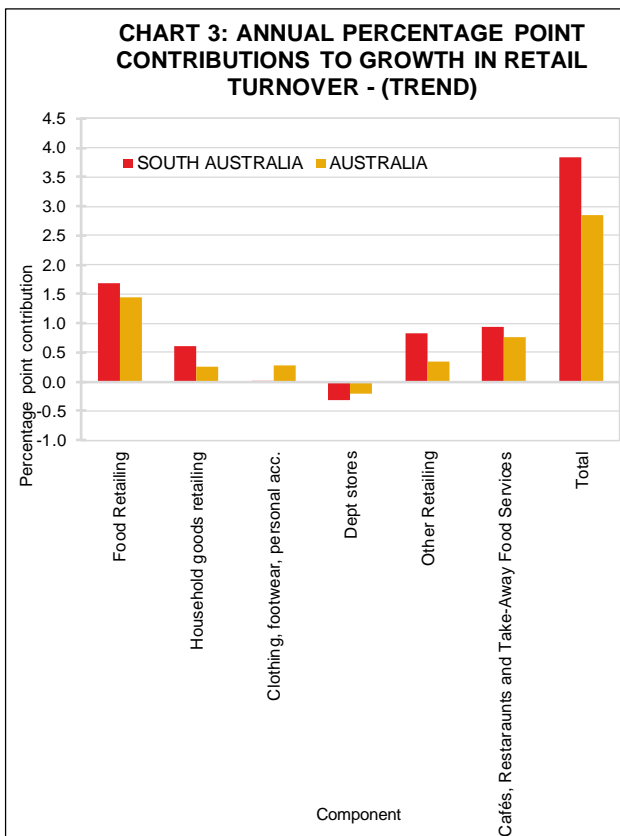
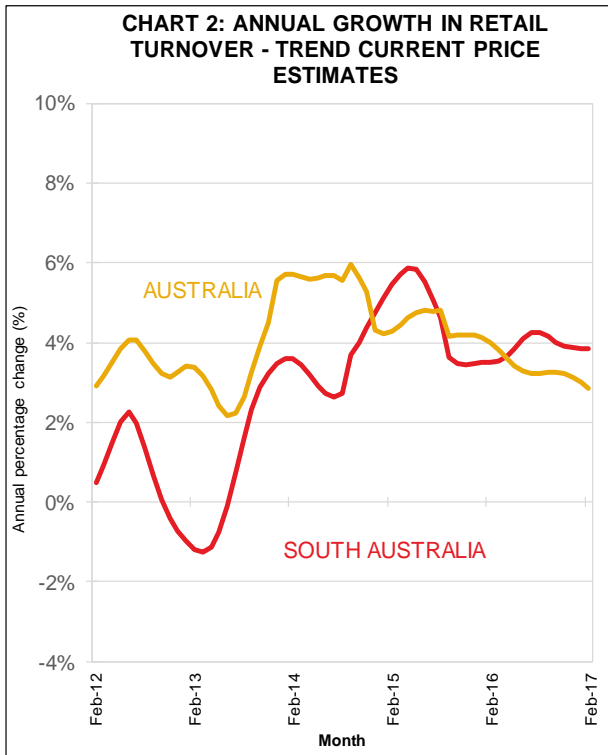
During February, increases in nominal turnover were recorded in New South Wales (up 0.4%) and South Australia (up 0.1%). Western Australia (down 0.7%), Tasmania (down 0.5%), Victoria (down 0.3%) and Queensland (down 0.2%) recorded a fall in the month.

Compared with a year earlier, nominal retail turnover was 3.9% higher in South Australia and 2.7% higher nationally.

TABLE 1: Trend Nominal Retail Turnover

	Feb 17 (\$m)	Feb 17 vs Jan 17 (%)	Feb 17 vs Feb 16 (%)
NSW	8,291.9	0.1	3.2
VIC	6,486.8	0.2	3.1
QLD	5,177.3	-0.1	3.2
SA	1,683.6	0.3	3.8
WA	2,839.7	0.1	0.5
TAS	510.6	0.1	3.1
AUS	25,726.4	0.1	2.9





3 April 2017

Next release of ABS cat. no. 8501.0 is 9 May 2017

