

ABS BUILDING APPROVALS, NOVEMBER 2017

Summary

During November 2017, the number of new dwellings approved:

- rose by 0.1% in South Australia in trend terms (nationally, new dwelling approvals rose 0.9%); and
- fell by 3.0% in South Australia in seasonally adjusted terms (nationally, new dwelling approvals rose 11.7%).

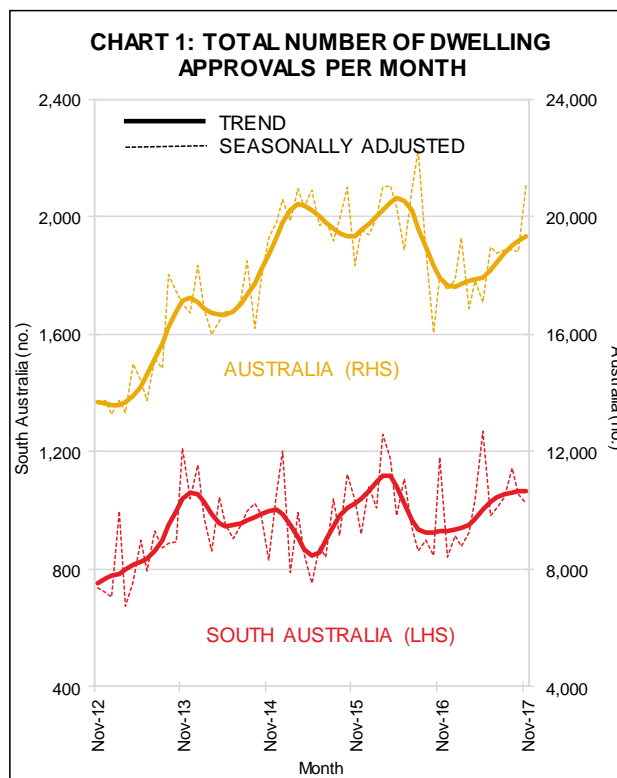
Further Analysis

Trend data

The total number of dwelling approvals in South Australia in November 2017 was 14.8% higher than a year ago. Nationally, the number of dwelling approvals was 8.1% higher than a year ago – see Chart 1 and Table 1.

The number of private sector houses approved for construction in South Australia rose by 1.4% during November to be 17.3% higher than a year ago — see Chart 2.

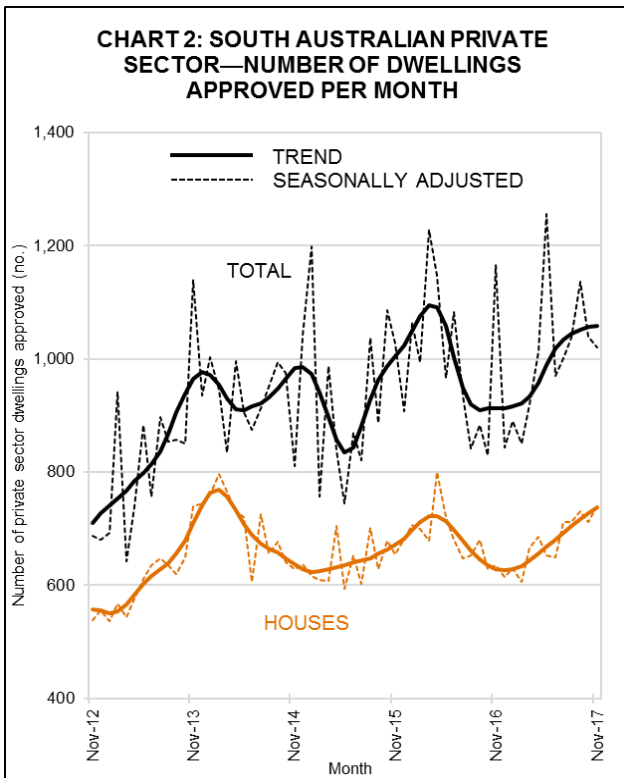
Private ‘other’ dwelling approvals in South Australia fell by 2.4% during November to be 12.7% higher than a year earlier.



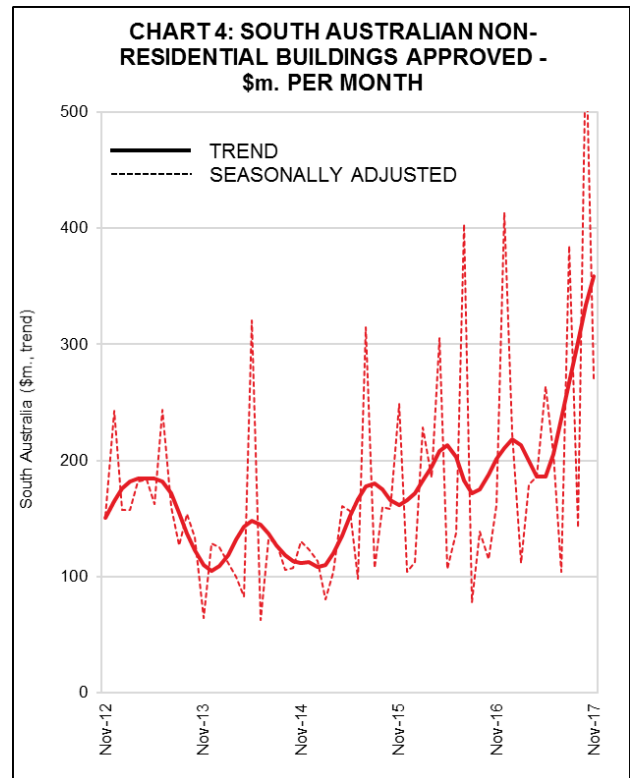
Nationally, the number of private sector houses approved for construction fell by 0.1% during November, while the number of private ‘other’ dwelling approvals rose by 2.2%.

Table 1: Trend Dwelling Approvals By State

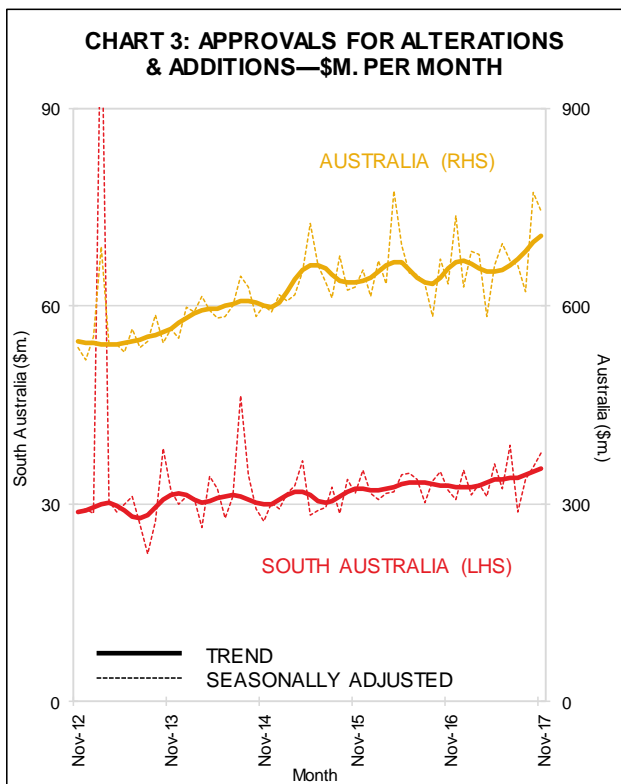
	Nov 17 (no.)	Nov 17 vs. Oct 17 (% change)	Nov 17 vs. Nov 16 (% change)
NSW	5,995	-0.9	4.8
VIC	6,724	5.6	23.5
QLD	3,342	-1.2	-0.2
SA	1,065	0.1	14.8
WA	1,637	-0.6	-4.3
TAS	257	3.1	48.6
AUS	19,359	0.9	8.1



The value of renovation approvals in South Australia rose by 1.3% during November but was 8.4% higher than a year ago. Nationally, the value of renovation approvals rose 1.5% in November to be 7.7% higher than a year earlier—see Chart 3.



During November, the value of non-residential building approvals rose by 7.4% in South Australia, to be 78% higher than a year earlier. Nationally, the value of non-residential building approvals rose by 0.2% during November, to be 27.2% higher than a year ago—see Chart 4.



Note: The ABS excludes large irregular movements in a seasonally adjusted series when calculating a trend series. This is pertinent in this brief where seasonally adjusted private sector 'other dwellings' has recorded large irregular movements in South Australia, and explains why there is a large difference in the movement of these series.

9 January 2018

Next release of ABS cat. no. 8731.0 is 1 February 2018

