

# ABS BUILDING APPROVALS, MAY 2017

## Summary

During May 2017, the number of new dwellings approved:

- rose by 1.6% in South Australia in trend terms (nationally, new dwelling approvals fell 1.9%); and
- rose by 20% in South Australia in seasonally adjusted terms (nationally, new dwelling approvals fell 5.6%).

## Further Analysis

### Trend data

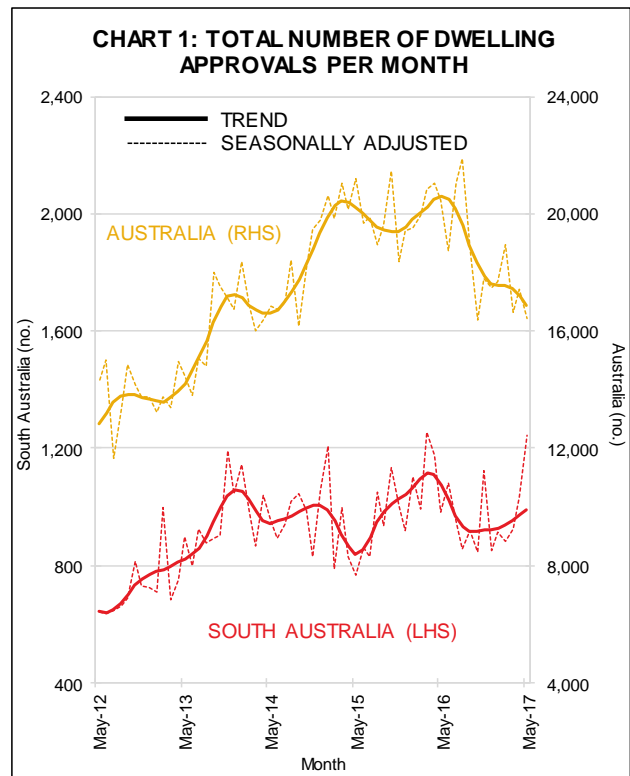
The total number of dwelling approvals in South Australia in May 2017 was 7.7% lower than a year ago. Nationally, the number of dwelling approvals was 18% lower than a year ago – see Chart 1 and Table 1.

The number of private sector houses approved for construction in South Australia rose by 1.0% during May but was 7.7% lower than a year ago — see Chart 2.

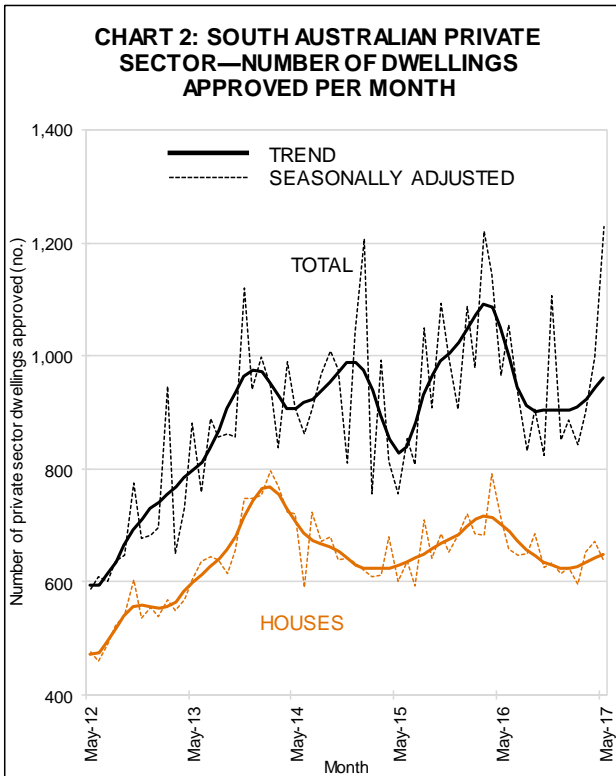
Private ‘other’ dwelling approvals in South Australia rose by 3.0% during May but were 10% lower than a year earlier.

**Table 1: Trend Dwelling Approvals By State**

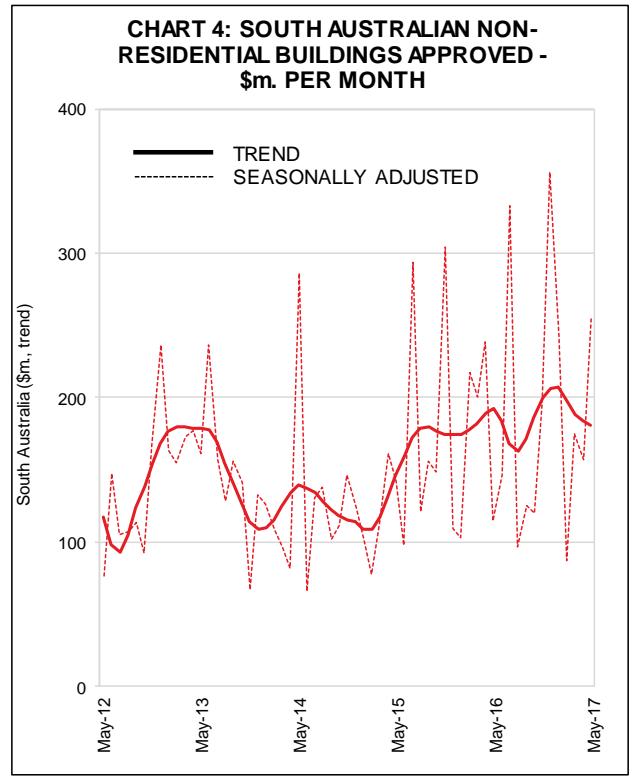
	May 17 (no.)	May 17 vs. Apr 17 (% change)	May 17 vs. May 16 (% change)
NSW	5,350	-2.6	-21.0
VIC	5,004	-3.9	-15.6
QLD	3,520	2.2	-16.7
<b>SA</b>	<b>992</b>	<b>1.6</b>	<b>-7.7</b>
WA	1,476	-3.7	-18.6
TAS	200	1.5	13.0
<b>AUS</b>	<b>16,878</b>	<b>-1.9</b>	<b>-18.1</b>



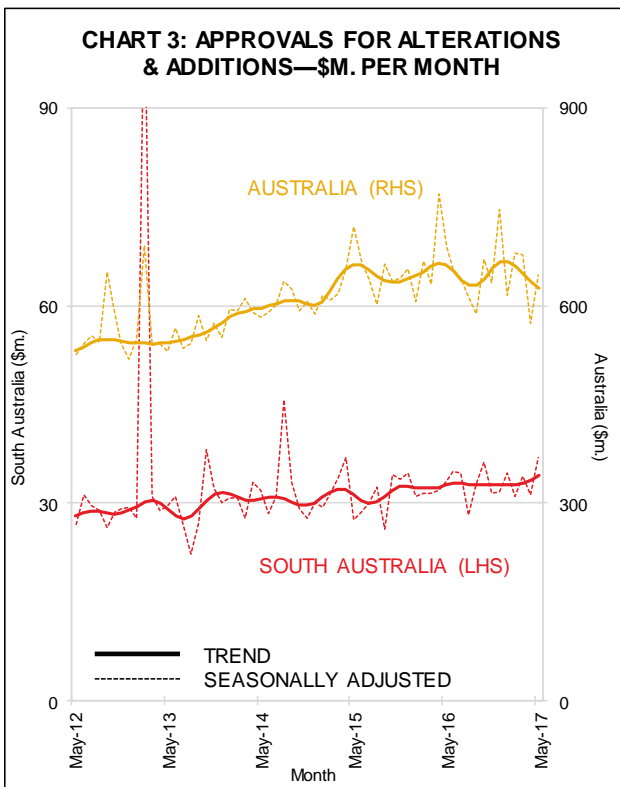
Nationally, the number of private sector houses approved for construction was unchanged during May, while the number of private ‘other’ dwelling approvals fell by 4.1%.



The value of renovation approvals in South Australia rose by 2.2% during May and was 4.7% higher than a year ago. Nationally, the value of renovation approvals fell 1.4% in May to be 5.4% lower than a year earlier—see Chart 3.



During May, the value of non-residential building approvals fell by 1.9% in South Australia, to be 6.2% lower than a year earlier. Nationally, the value of non-residential building approvals rose by 4.6% during May, to be 15% higher than a year ago—see Chart 4.



**Note:** The ABS excludes large irregular movements in a seasonally adjusted series when calculating a trend series. This is pertinent in this brief where seasonally adjusted private sector 'other dwellings' has recorded large irregular movements in South Australia, and explains why there is a large difference in the movement of these series.

3 July 2017

Next release of ABS cat. no. 8731.0 is 2 August 2017

