

# ABS BUILDING APPROVALS, DECEMBER 2017

## Summary

During December 2017, the number of new dwellings approved:

- fell by 2.4% in South Australia in trend terms (nationally, new dwelling approvals fell 1.7%); and
- fell by 12% in South Australia in seasonally adjusted terms (nationally, new dwelling approvals fell 20%).

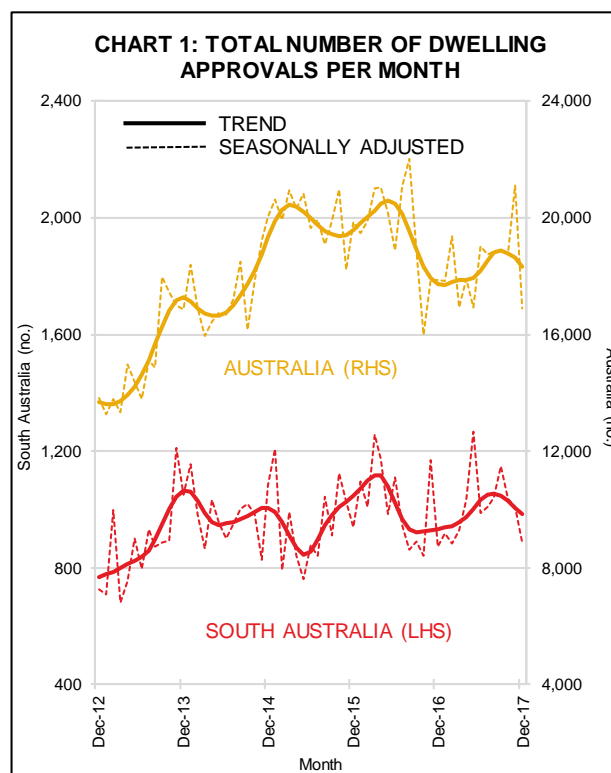
## Further Analysis

### Trend data

The total number of dwelling approvals in South Australia in December 2017 was 5.4% higher than a year ago. Nationally, the number of dwelling approvals was 3.3% higher than a year ago – see Chart 1 and Table 1.

The number of private sector houses approved for construction in South Australia fell by 1.5% during December but was 9.5% higher than a year ago — see Chart 2.

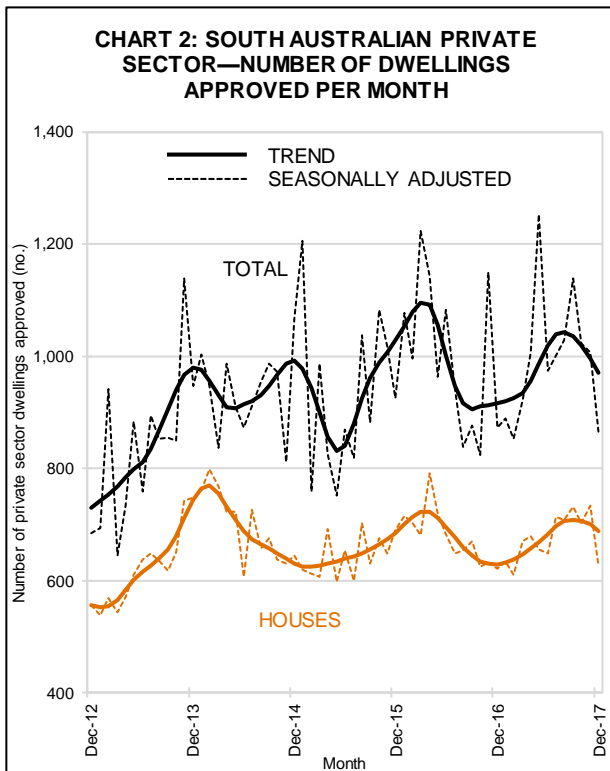
Private ‘other’ dwelling approvals in South Australia fell by 5.1% during December to be 2.1% lower than a year earlier.



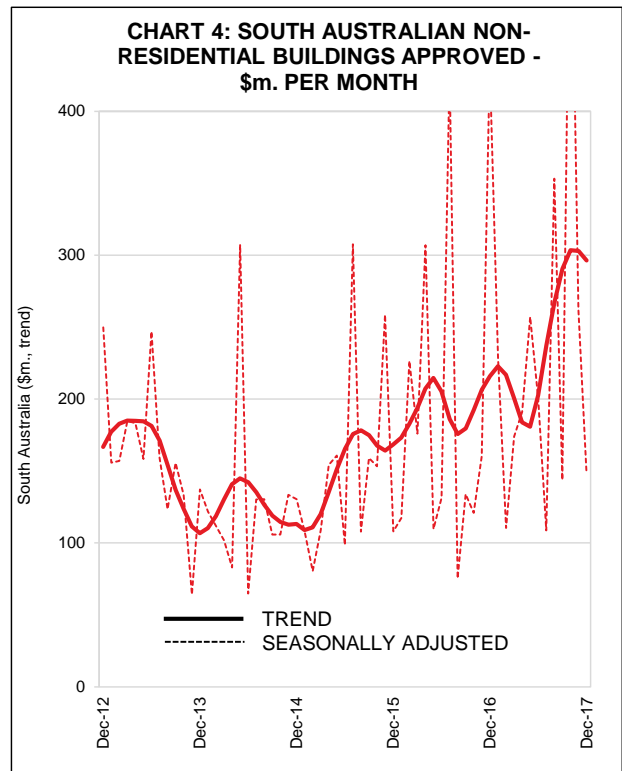
Nationally, the number of private sector houses approved for construction fell by 0.2% during December, while the number of private ‘other’ dwelling approvals fell by 3.2%.

**Table 1: Trend Dwelling Approvals By State**

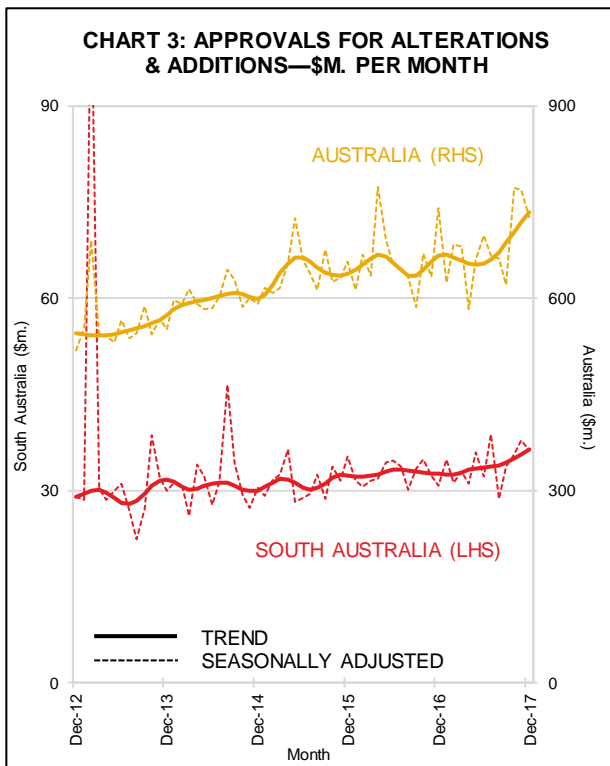
	Dec 17 (no.)	Dec 17 vs. Nov 17 (% change)	Dec 17 vs. Dec 16 (% change)
NSW	5,284	-5.6	-5.9
VIC	6,603	2.5	18.2
QLD	3,364	-0.8	4.4
<b>SA</b>	<b>982</b>	<b>-2.4</b>	<b>5.4</b>
WA	1,602	-1.3	-5.2
TAS	266	3.1	48.6
<b>AUS</b>	<b>18,309</b>	<b>-1.7</b>	<b>3.3</b>



The value of renovation approvals in South Australia rose by 2.3% during December and was 12% higher than a year ago. Nationally, the value of renovation approvals rose 2.1% in December to be 10% higher than a year earlier—see Chart 3.



During December, the value of non-residential building approvals fell by 2.2% in South Australia, but was 37% higher than a year earlier. Nationally, the value of non-residential building approvals fell by 0.4% during December, but was 31% higher than a year ago—see Chart 4.



**Note:** The ABS excludes large irregular movements in a seasonally adjusted series when calculating a trend series. This is pertinent in this brief where seasonally adjusted private sector 'other dwellings' has recorded large irregular movements in South Australia, and explains why there is a large difference in the movement of these series.

1 February 2018

Next release of ABS cat. no. 8731.0 is 5 March 2018

