

# RETAIL TRADE, MAY 2017

## Summary

During May, nominal retail turnover:

- rose 0.5% in South Australia in trend terms (nationally, nominal retail turnover rose 0.3%); and
- rose 0.8% in South Australia in seasonally adjusted terms (nationally, nominal retail turnover rose 0.6%).

Note: Retail turnover in current (nominal) prices incorporates changes in both prices and sales volumes.

## Further Analysis

### Trend

All states recorded an increase in May, except Queensland, which was unchanged.

Compared with a year earlier, nominal retail turnover was 4.3% higher in South Australia and 3.2% higher nationally (see Table 1, Chart 1 and 2).

Through the year to May 2017, increases in South Australian retail turnover were recorded for Cafes, Restaurants and Take Away Food Services (up 9.7%), Household Goods Retailing (up 6.4%), 'Other' Retailing and Food Retailing (both up 3.5%), and Clothing, Footwear and Personal Accessory Retailing (up 0.1%). A fall was recorded in Department Stores (down 0.4%) (see Chart 3 for contributions to growth).

### Seasonally adjusted

During May, increases in nominal turnover were recorded in New South Wales (up 1.3%), Victoria and Tasmania (both up 1.2%), South Australia (up 0.8%) and Western Australia (up 0.3%). Queensland (down 1.1%) was the only state to record a fall in May.

Compared with a year earlier, nominal retail turnover was 4.9% higher in South Australia and 3.8% higher nationally.

	May 17 (\$m)	May 17 vs Apr 17 (%)	May 17 vs May 16 (%)
NSW	8,382.0	0.4	3.5
VIC	6,609.5	0.6	4.6
QLD	5,155.0	0.0	2.4
<b>SA</b>	<b>1,710.0</b>	<b>0.5</b>	<b>4.3</b>
WA	2,842.8	0.1	0.5
TAS	516.6	0.4	3.3
<b>AUS</b>	<b>25,957.2</b>	<b>0.3</b>	<b>3.2</b>

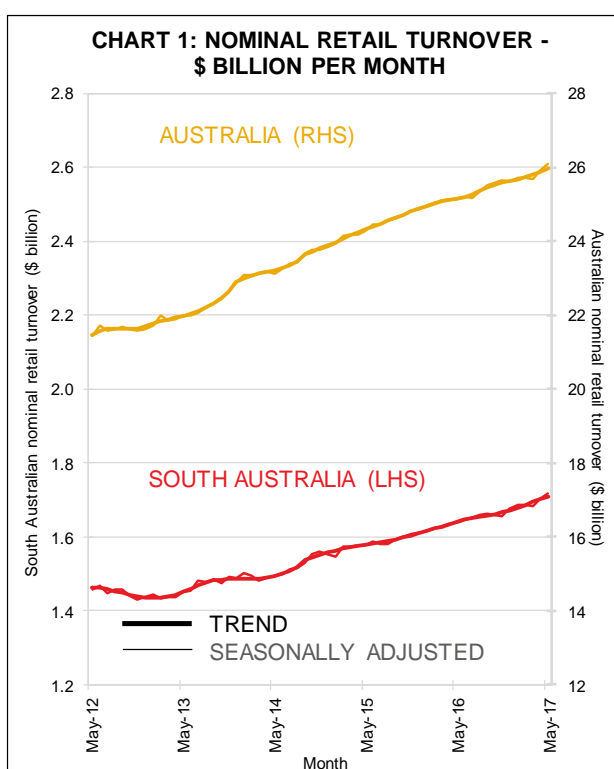
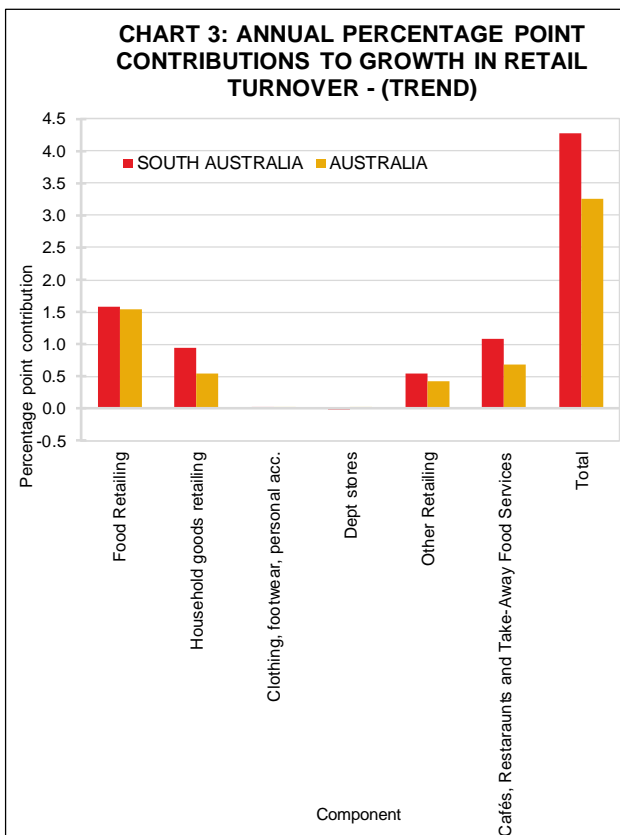
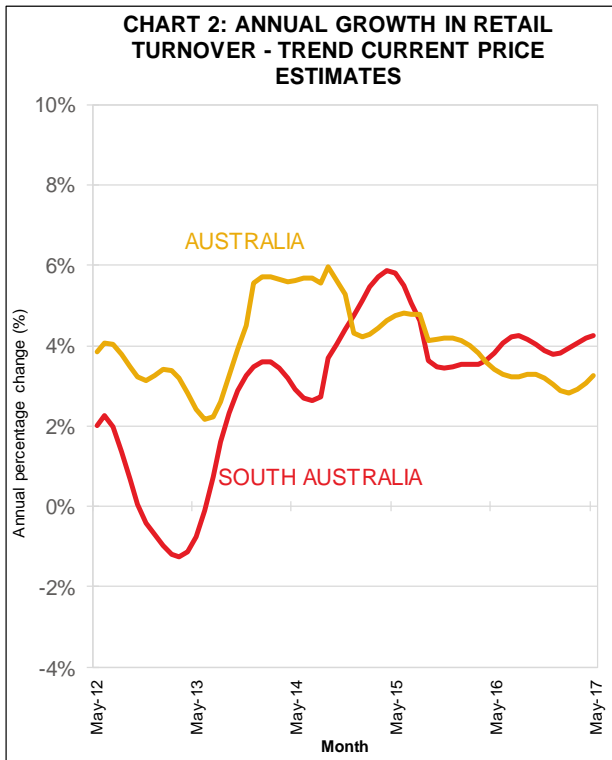


TABLE 1: Trend Nominal Retail Turnover



4 July 2017

Next release of ABS cat. no. 8501.0 is 4 August 2017

