

RETAIL TRADE, OCTOBER 2017

Summary

During October, nominal retail turnover:

- rose 0.1% in South Australia in trend terms (nationally, nominal retail turnover fell 0.1%); and
- rose 1.2% in South Australia in seasonally adjusted terms (nationally, nominal retail turnover rose 0.5%).

Note: Retail turnover in current (nominal) prices incorporates changes in both prices and sales volumes.

Further Analysis

Trend

South Australia was the only state to record an increase in retail turnover in October.

Compared with a year earlier, nominal retail turnover was 2.7% higher in South Australia and 1.6% higher nationally (see Table 1, Chart 1 and 2).

Through the year to October 2017, increases in South Australian retail turnover were recorded for Cafes, restaurants and take-away food services (up 12%), Clothing, footwear and personal accessory retailing (up 3.7%), Household goods retailing (up 3.6%) and Food retailing (up 1.8%). Falls were recorded in Department stores (down 1.5%) and 'Other retailing' (down 1.1%) (see Chart 3 for contributions to growth).

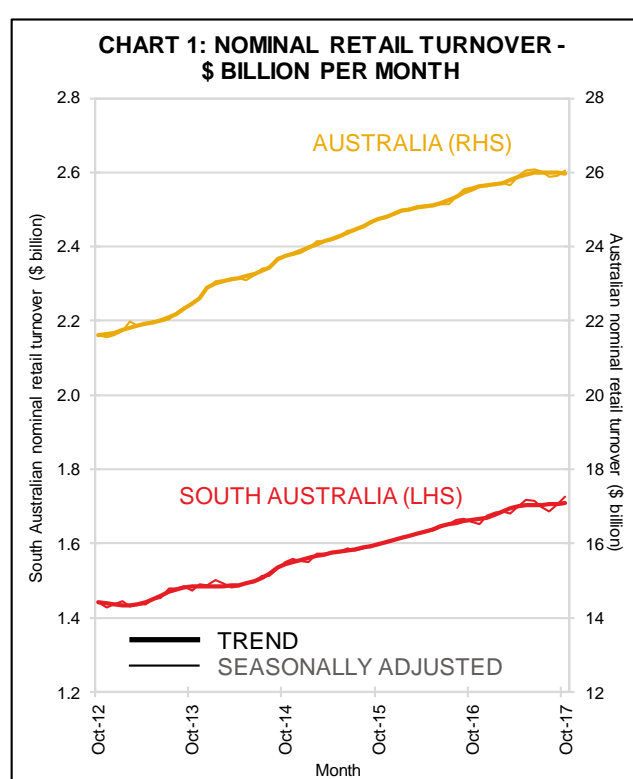
Seasonally adjusted

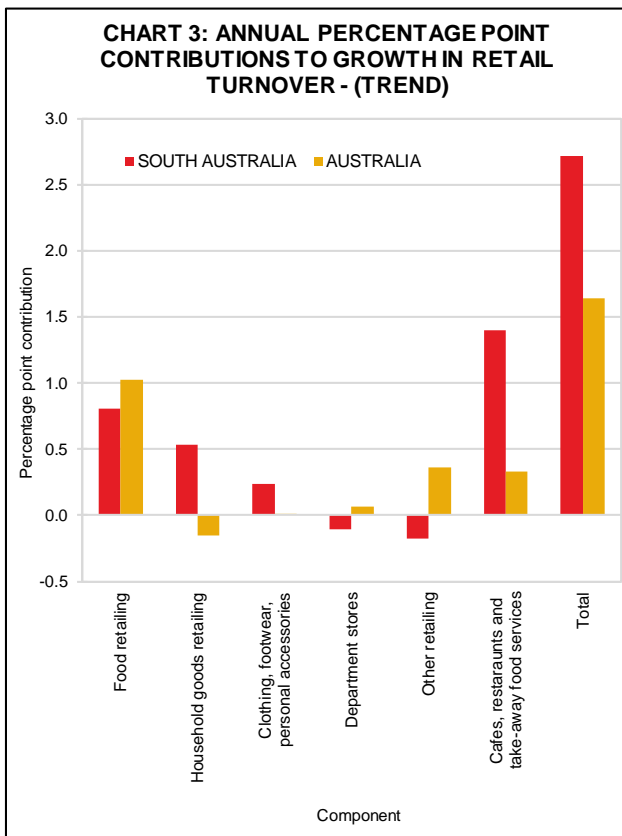
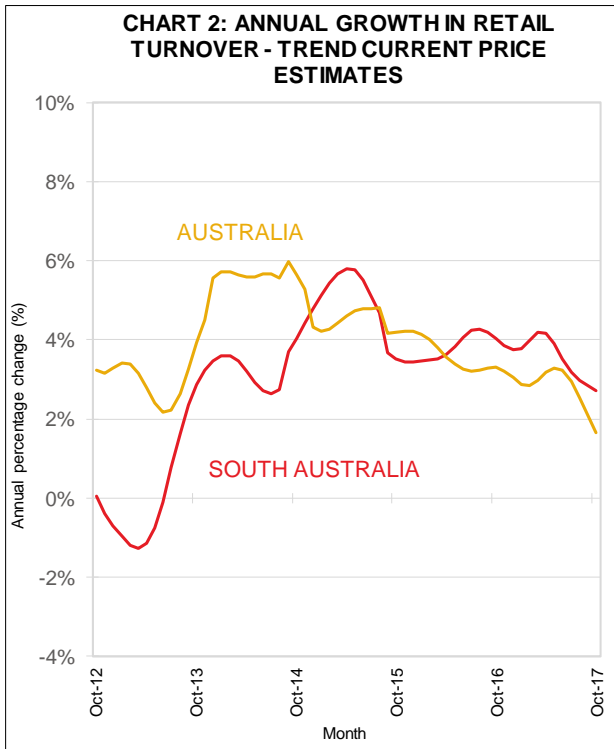
During October, increases in nominal turnover were recorded in all states: South Australia (up 1.2%) Victoria (up 1.0%), Western Australia and Tasmania (both up 0.5%), New South Wales (up 0.3%) and Queensland (up 0.1%).

Compared with a year earlier, nominal retail turnover was 4.1% higher in South Australia and 1.8% higher nationally.

TABLE 1: Trend Nominal Retail Turnover

	Oct 17 (\$m)	Oct 17 vs Sep 17 (%)	Oct 17 vs Oct 16 (%)
NSW	8,422.6	0.0	2.4
VIC	6,603.2	-0.1	2.8
QLD	5,168.4	-0.1	-0.1
SA	1,708.5	0.1	2.7
WA	2,815.4	-0.3	-0.7
TAS	518.1	-0.1	2.2
AUS	25,972.7	-0.1	1.6





5 December 2017

Next release of ABS cat. no. 8501.0 is 11 January 2018

