

# RETAIL TRADE, JANUARY 2017

## Summary

During January, nominal retail turnover:

- rose 0.3% in South Australia in trend terms (nationally, nominal retail turnover rose 0.2%); and
- rose 0.6% in South Australia in seasonally adjusted terms (nationally, nominal retail turnover rose 0.4%).

**Note:** Retail turnover in current (nominal) prices incorporates changes in both prices and sales volumes.

## Further Analysis

### Trend

All states recorded an increase in retail turnover in January, with the highest increase recorded in Victoria (up 0.4%), followed by South Australia and Tasmania (both up 0.3%), New South Wales (up 0.2%) and Queensland and Western Australia (both up 0.1%).

Compared with a year earlier, nominal retail turnover was 3.7% higher in South Australia (equal highest with Tasmania) and 3.2% higher nationally (see Table 1, Chart 1 and 2).

Through the year to January 2017, increases in South Australian retail turnover were recorded for cafes, restaurants and take away food services (up 8.5%), 'Other' retailing (up 5.8%), food retailing (up 3.9%), clothing, footwear and personal accessory retailing (up 2.1%) and household goods retailing (up 2.0%). A fall was recorded in department stores (down 4.5%) (see Chart 3 for contributions to growth).

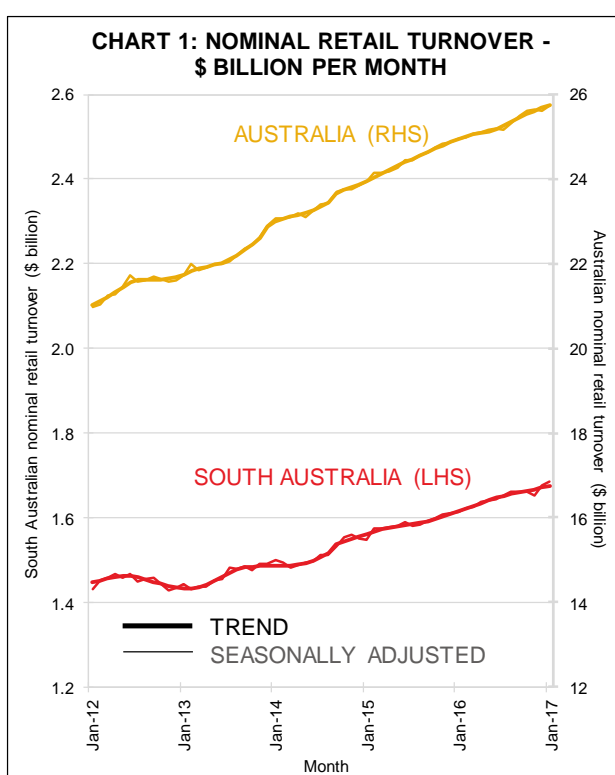
### Seasonally adjusted

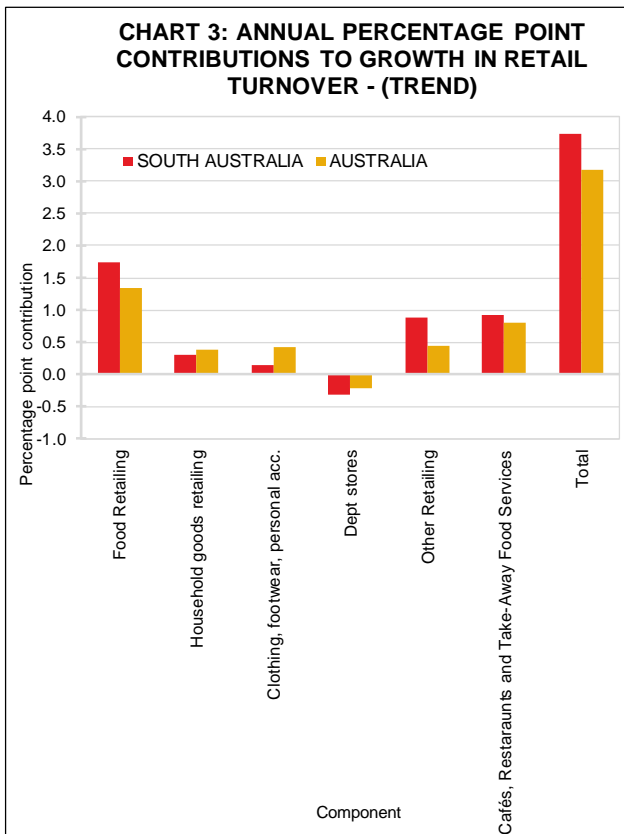
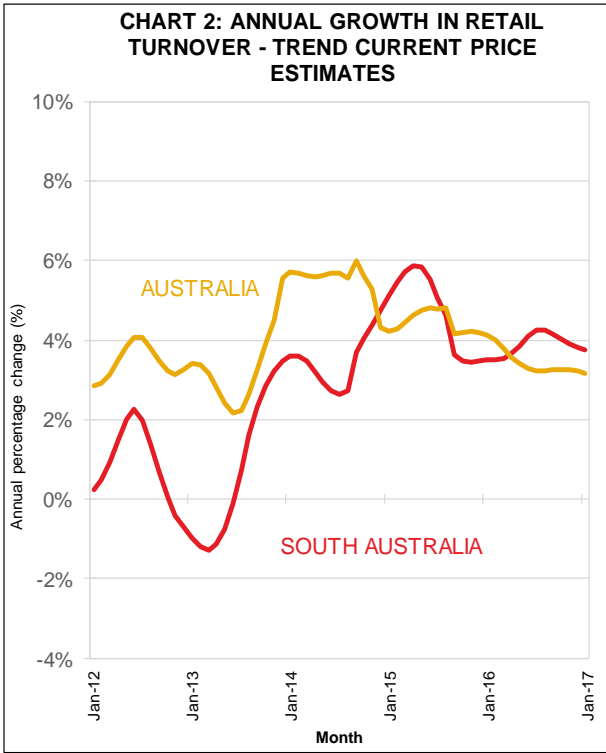
During January, increases in nominal turnover were recorded in Victoria (up 1.1%), South Australia (up 0.6%), Tasmania (up 0.4%), Western Australia (up 0.3%) and New South Wales (up 0.2%). Queensland was unchanged in the month.

Compared with a year earlier, nominal retail turnover was 4.5% higher in South Australia and 3.1% higher nationally.

**TABLE 1: Trend Nominal Retail Turnover**

|            | Jan 17 (\$m)    | Jan 17 vs Dec 16 (%) | Jan 17 vs Jan 16 (%) |
|------------|-----------------|----------------------|----------------------|
| NSW        | 8,280.3         | 0.2                  | 3.4                  |
| VIC        | 6,493.6         | 0.4                  | 3.4                  |
| QLD        | 5,198.0         | 0.1                  | 3.6                  |
| <b>SA</b>  | <b>1,676.1</b>  | <b>0.3</b>           | <b>3.7</b>           |
| WA         | 2,845.8         | 0.1                  | 0.8                  |
| TAS        | 511.7           | 0.3                  | 3.7                  |
| <b>AUS</b> | <b>25,741.9</b> | <b>0.2</b>           | <b>3.2</b>           |





6 March 2017

Next release of ABS cat. no. 8501.0 is 3 April 2017

